



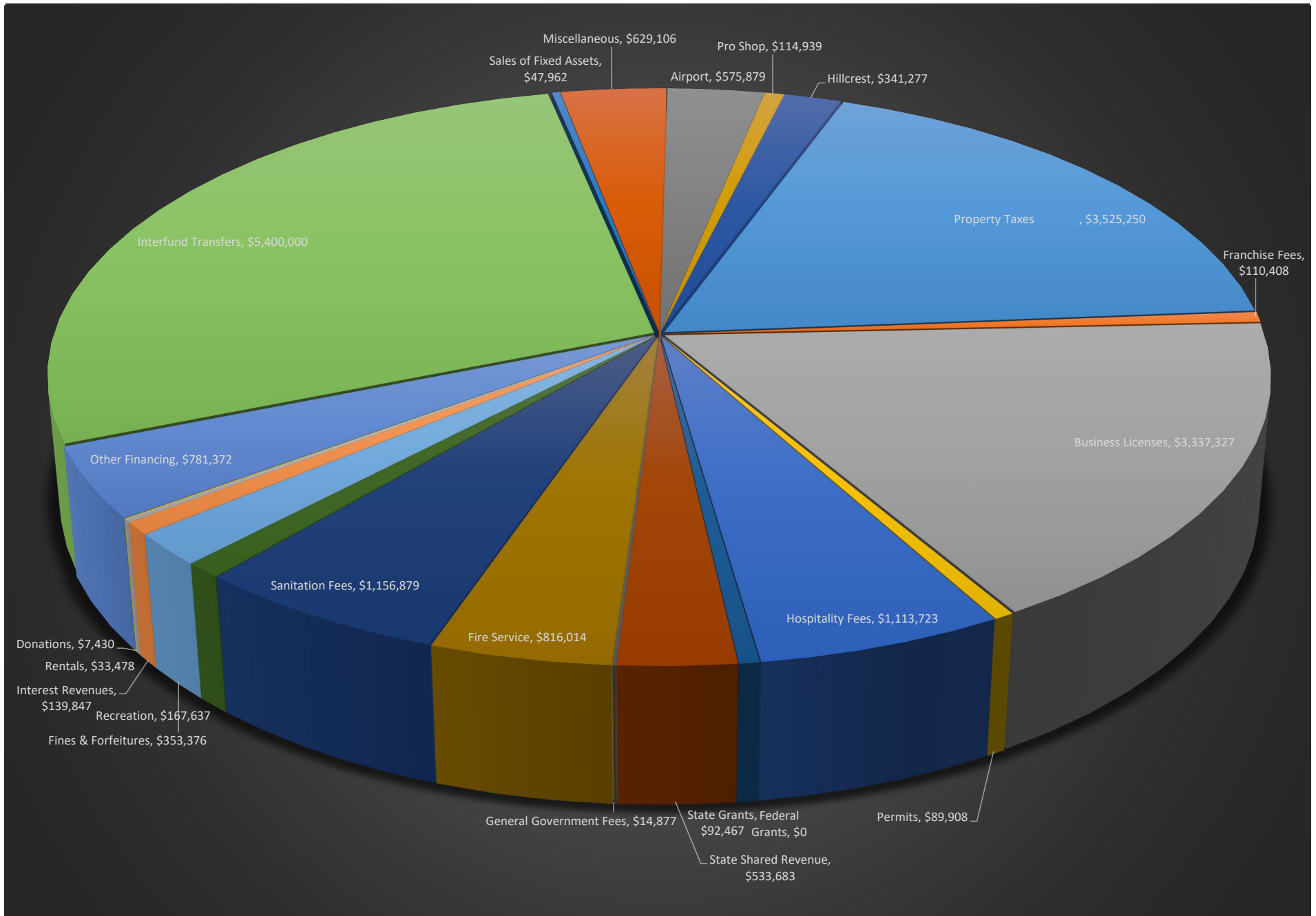
City of Orangeburg  
Monthly Financial Report FY 2017-2018  
For Month Ending September 30, 2018  
Amended Budget

**Financial Management Report**  
**Revenues by Department**  
**FY 2017-2018**

**Through Month Ending September 30, 2018**

<u>Revenue Classification</u>	<u>Amended Budget</u>	<u>Current Month Transactions</u>	<u>Y-T-D Balance</u>	<u>Amended Budget Less YTD Balance</u>	<u>% Used</u>
Property Taxes	\$3,631,031	\$66,754	\$3,525,250	\$105,781	97.09%
Franchise Fees	\$148,000	\$0	\$110,408	\$37,592	74.60%
Business Licenses	\$3,296,300	\$11,967	\$3,337,327	(\$41,027)	101.24%
Permits	\$90,462	\$1,345	\$89,908	\$554	99.39%
Hospitality Fees	\$1,180,000	\$106,702	\$1,113,723	\$66,277	94.38%
Federal Grants	\$0	\$0	\$0	\$0	0.00%
State Grants	\$93,134	\$7,646	\$92,467	\$667	99.28%
State Shared Revenue	\$615,494	\$498	\$533,683	\$81,811	86.71%
General Government Fees	\$16,000	\$53	\$14,877	\$1,123	92.98%
Fire Service	\$832,000	\$1,650	\$816,014	\$15,987	98.08%
Sanitation Fees	\$1,025,000	\$192,781	\$1,156,879	(\$131,879)	112.87%
Recreation	\$152,992	\$5,173	\$167,637	(\$14,645)	109.57%
Fines & Forfeitures	\$379,300	\$30,657	\$353,376	\$25,924	93.17%
Interest Revenues	\$145,000	\$9,705	\$139,847	\$5,153	96.45%
Rentals	\$36,000	\$138	\$33,478	\$2,522	92.99%
Donations	\$7,430	\$0	\$7,430	\$0	100.00%
Other Financing	\$998,600	\$52,732	\$781,372	\$217,228	78.25%
Interfund Transfers	\$5,243,089	\$450,000	\$5,400,000	(\$156,911)	102.99%
Sales of Fixed Assets	\$20,000	\$48,277	\$47,962	(\$27,962)	239.81%
Miscellaneous	\$691,777	\$46,890	\$629,106	\$62,671	90.94%
Airport	\$568,767	\$47,663	\$575,879	(\$7,112)	101.25%
Pro Shop	\$122,280	\$7,592	\$114,939	\$7,341	94.00%
Hillcrest	\$401,338	\$22,848	\$341,277	\$60,062	85.03%
<b>Total</b>	<b>\$19,693,994</b>	<b>\$1,111,069</b>	<b>\$19,382,839</b>	<b>\$311,156</b>	<b>98.42%</b>

# City of Orangeburg Revenue Breakdown Year to Date Figures Fiscal Year 17-18

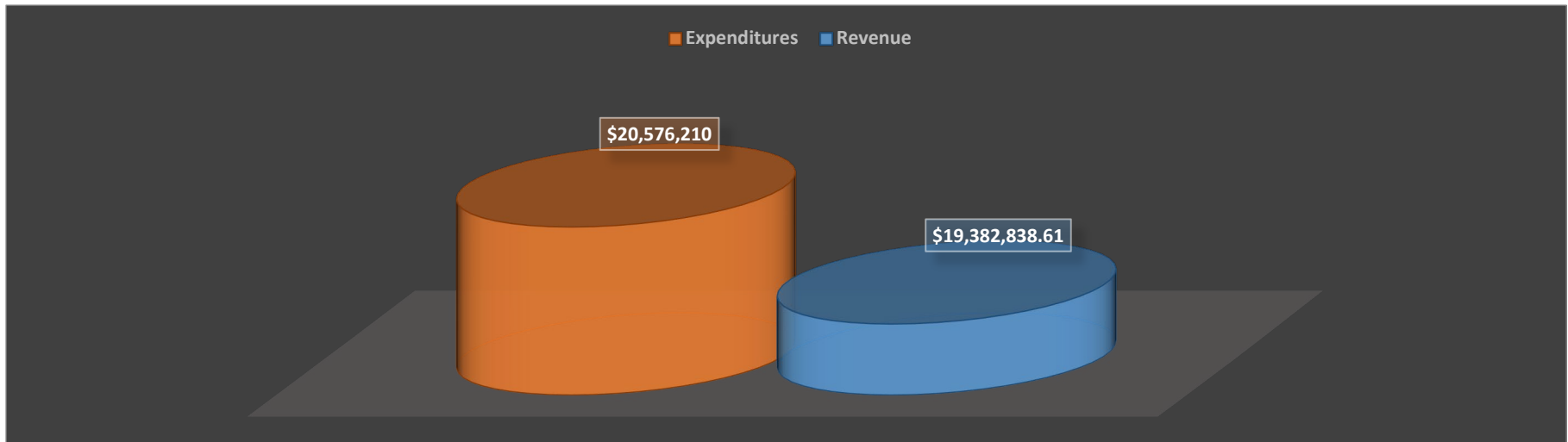


**Financial Management Report  
Expenditures by Department  
FY 2017-2018**

**Through Month Ending September 30, 2018**

<u>Dept #</u>	<u>Budget</u>	<u>Amended Budget</u>	<u>Current Month Transactions</u>	<u>Y-T-D Encumbrances</u>	<u>Y-T-D Balance</u>	<u>Amended Budget Less YTD Balance</u>	<u>% Used</u>
1	Executive	\$478,951	\$54,496	\$0	\$489,103	(\$10,152)	102%
10	Finance	\$1,140,361	\$74,962	\$0	\$899,094	\$241,267	79%
20	Administration	\$654,124	\$43,785	\$0	\$625,682	\$28,442	96%
40	Public Works	\$2,219,273	\$234,051	\$0	\$2,224,990	(\$5,717)	100%
60	Dept of Public Safety	\$8,344,044	\$809,342	\$12,397	\$8,339,944	(\$8,297)	100%
70	Parks & Recreation	\$2,092,597	\$210,379	\$0	\$2,124,771	(\$32,174)	102%
80	Non-Operating	\$3,003,342	\$296,901	\$0	\$3,077,854	(\$74,512)	102%
90	Service	\$668,917	\$55,475	\$0	\$688,601	(\$19,684)	103%
170	Airport	\$1,300,517	\$120,569	\$96,991	\$1,470,671	(\$267,145)	121%
180	Hillcrest Pro Shop	\$122,280	\$1,833	\$0	\$50,797	\$71,483	42%
185	Hillcrest Golf Course	\$580,665	\$61,007	\$0	\$584,703	(\$4,038)	101%
<b>Total</b>		<b>\$20,605,070</b>	<b>\$1,962,800</b>	<b>\$109,388</b>	<b>\$20,576,210</b>	<b>(\$80,528)</b>	<b>100.39%</b>

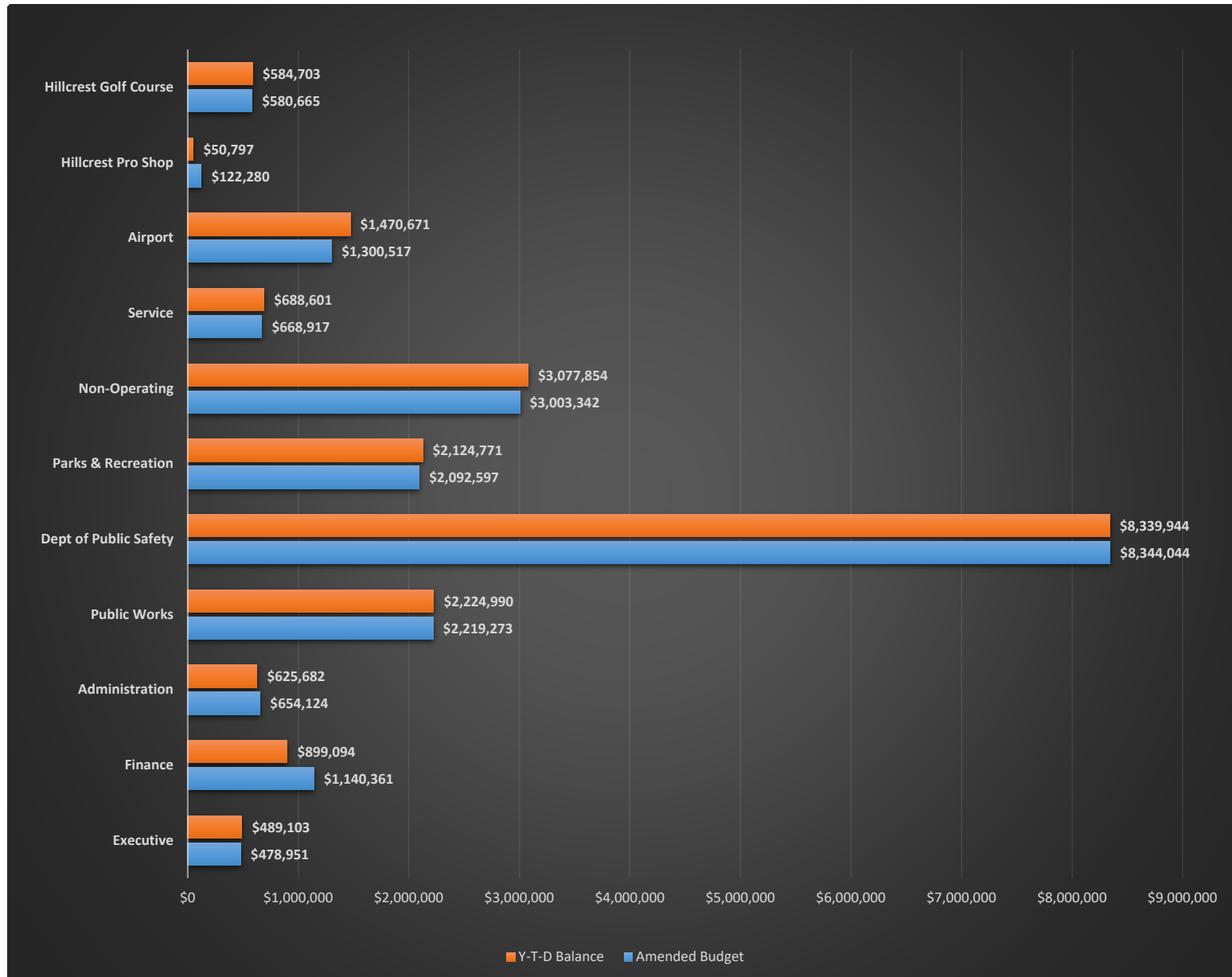
City of Orangeburg  
Revenues and Expenditures  
Budget Amounts Utilized or Collected Fiscal Year 17-18



# City of Orangeburg

## Budget versus Actual Expenditures

### Current Fiscal Year to Date Fiscal Year 17-18



**City of Orangeburg  
Current Fiscal Year Fund Balances  
For Month Ending September 30, 2018**

<u>Fund #</u>	<u>Account</u>	<u>Balance</u>
1101	State Investment Pool	\$8,074,429.22
50	Firemen's Fund	\$112,278.33
60	Sunnyside Cemetery Fund	\$77,213.52
65	Orangeburg Cemetery Fund	\$15,954.18
80	SC Festival of Roses	\$24,359.42
90	Accommodations Tax Fund	\$44,623.45
95	Hospitality & Accommodations Tax Fund	\$722,613.89
095-2074	Hospitality & Accommodations Tax Investment Account	\$1,719,405.40
99	2006 County Capital 1% Sales Tax Account	\$3,592,649.64
099-2073	2006 County Capital Investment Account	\$4,454,226.07
110	Fire Equipment Fund	\$212.28
115	Victim's Advocate Fund	\$2,456.72
120	Drug Fund	\$253,250.42
130	Self Insurance Fund	\$187,943.16
188	Hillcrest Golf Course Capital	\$19,019.76
190	Stevenson Auditorium Renovation	\$15,911.61
200	Edisto Senior Games	\$4,489.52
300	Delinquent Tax Account	\$4,486.42
650	Community Development Corporation	\$14,889.61