



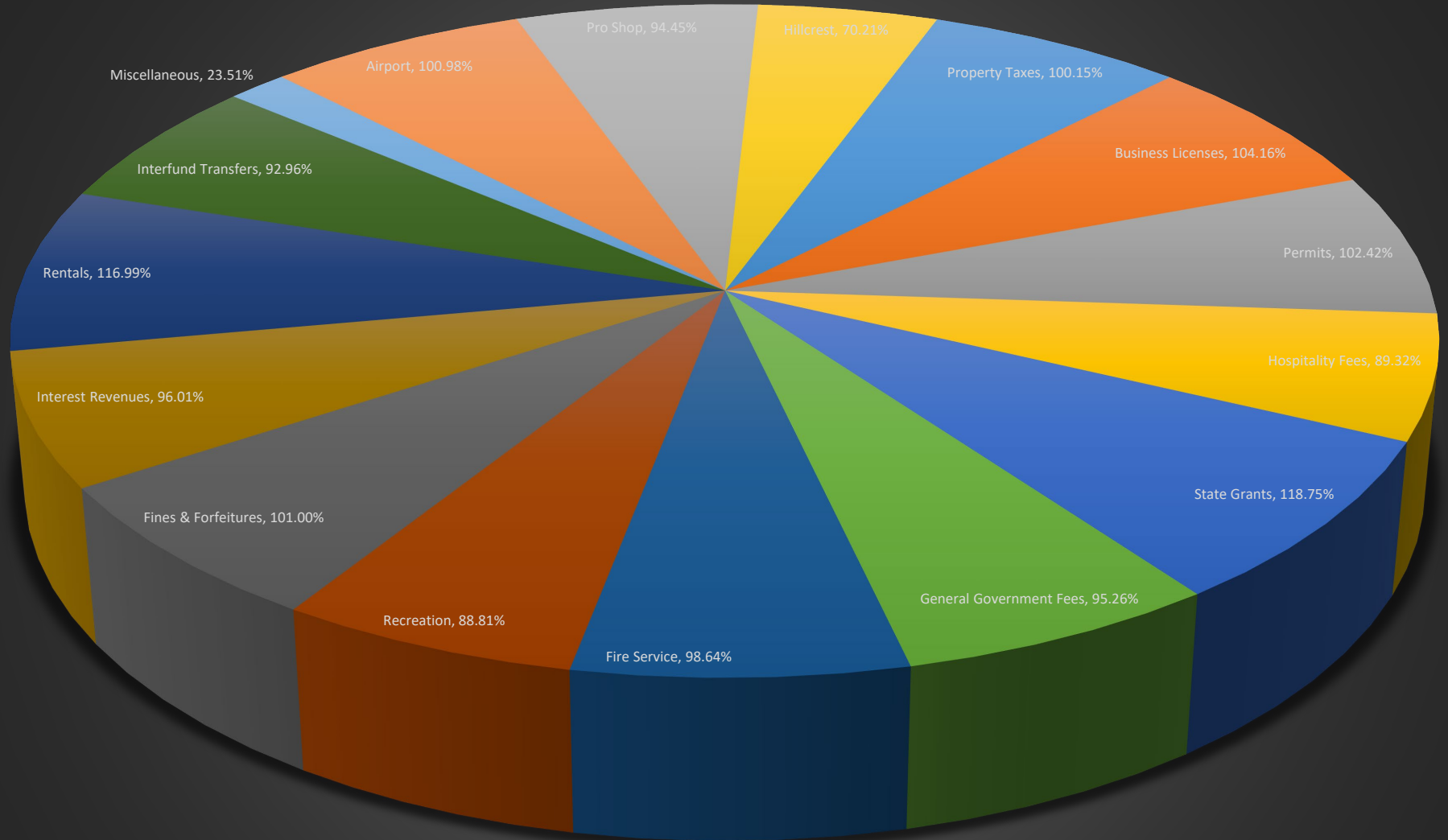
City of Orangeburg
Monthly Financial Report FY 2018-2019
For Month Ending September 30, 2019
Amended Budget

Financial Management Report
Revenues by Department
FY 2018-2019

Through Month Ending September 30, 2019

<u>Revenue Classification</u>	<u>Amended Budget</u>	<u>Current Month Transactions</u>	<u>Y-T-D Balance</u>	<u>Amended Budget Less YTD Balance</u>	<u>% Used</u>
Property Taxes	\$3,804,823	\$99,326	\$3,810,520	(\$5,697)	100.15%
Franchise Fees	\$147,000	\$0	\$116,096	\$30,904	78.98%
Business Licenses	\$3,363,800	\$10,990	\$3,503,737	(\$139,937)	104.16%
Permits	\$57,194	\$2,520	\$58,576	(\$1,382)	102.42%
Hospitality Fees	\$1,321,000	\$98,934	\$1,179,932	\$141,068	89.32%
Federal Grants	\$0	\$0	\$0	\$0	0.00%
State Grants	\$142,875	\$132,655	\$169,661	(\$26,786)	118.75%
State Shared Revenue	\$354,534	\$2,178	\$281,017	\$73,517	79.26%
General Government Fees	\$13,510	\$0	\$12,870	\$640	95.26%
Fire Service	\$807,000	\$4,855	\$795,985	\$11,015	98.64%
Sanitation Fees	\$1,120,278	\$209,511	\$1,246,276	(\$125,998)	111.25%
Recreation	\$203,951	\$5,445	\$181,136	\$22,815	88.81%
Fines & Forfeitures	\$447,712	\$32,122	\$452,204	(\$4,492)	101.00%
Interest Revenues	\$160,000	(\$6,622)	\$153,609	\$6,391	96.01%
Rentals	\$48,500	\$1,892	\$56,742	(\$8,242)	116.99%
Donations	\$6,121	\$2,500	\$8,621	(\$2,500)	140.84%
Other Financing	\$1,273,532	\$23,500	\$952,664	\$320,868	74.80%
Interfund Transfers	\$6,062,040	\$501,667	\$5,635,000	\$427,040	92.96%
Sales of Fixed Assets	\$70,000	\$0	\$43,965	\$26,035	62.81%
Miscellaneous	\$190,262	(\$64,684)	\$44,727	\$145,535	23.51%
Airport	\$470,469	\$41,109	\$475,070	(\$4,601)	100.98%
Pro Shop	\$109,500	\$9,788	\$103,417	\$6,083	94.45%
Hillcrest	\$403,685	\$21,077	\$283,433	\$120,252	70.21%
Total	\$20,577,786	\$1,128,762	\$19,565,257	\$1,012,530	95.08%

City of Orangeburg Revenue Breakdown Year to Date Figures Fiscal Year 18-19

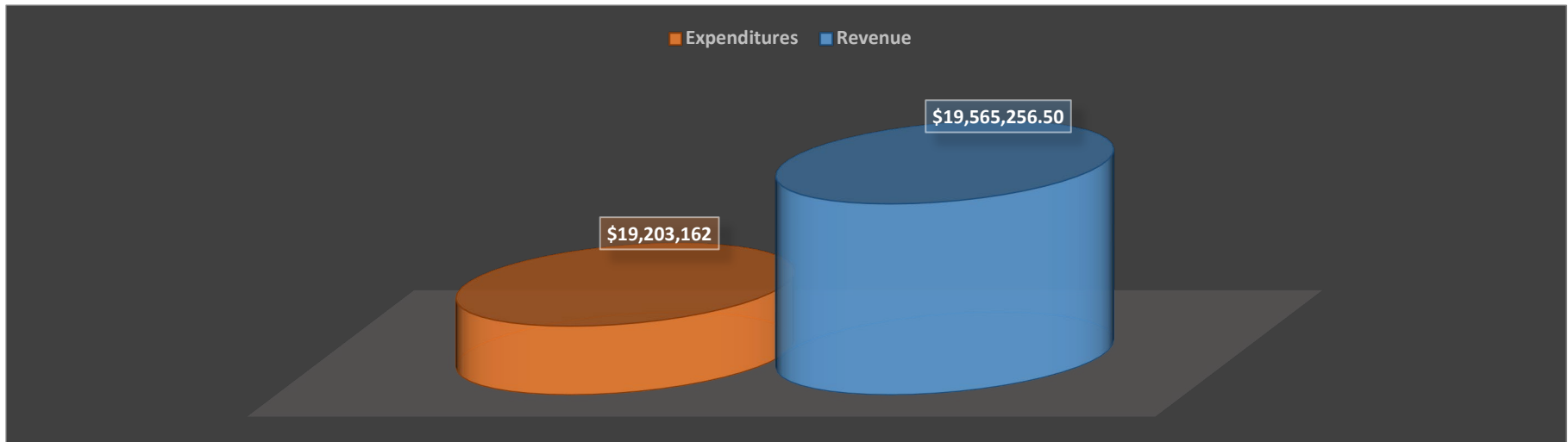


**Financial Management Report
Expenditures by Department
FY 2018-2019**

Through Month Ending September 30, 2019

<u>Dept #</u>	<u>Budget</u>	<u>Amended Budget</u>	<u>Current Month Transactions</u>	<u>Y-T-D Encumbrances</u>	<u>Y-T-D Balance</u>	<u>Amended Budget Less YTD Balance</u>	<u>% Used</u>
1	Executive	\$570,326	\$68,247	\$0	\$587,686	(\$17,360)	103%
10	Finance	\$905,304	\$81,519	\$0	\$946,731	(\$41,427)	105%
20	Administration	\$620,170	\$66,054	\$0	\$619,560	\$610	100%
40	Public Works	\$2,457,842	\$262,305	\$178,629	\$2,324,135	(\$44,922)	102%
60	Dept of Public Safety	\$8,653,821	\$932,997	(\$6,298)	\$8,332,651	\$327,468	96%
70	Parks & Recreation	\$2,319,614	\$247,597	\$0	\$2,239,775	\$79,839	97%
80	Non-Operating	\$2,166,353	\$151,943	\$0	\$1,659,159	\$507,194	77%
90	Service	\$592,322	\$59,559	\$0	\$591,650	\$672	100%
170	Airport	\$1,185,674	\$173,883	\$0	\$1,183,997	\$1,677	100%
180	Hillcrest Pro Shop	\$109,500	\$66,541	\$0	\$111,423	(\$1,923)	102%
185	Hillcrest Golf Course	\$632,053	\$69,307	\$0	\$606,395	\$25,658	96%
Total		\$20,212,979	\$2,179,953	\$172,331	\$19,203,162	\$837,486	95.86%

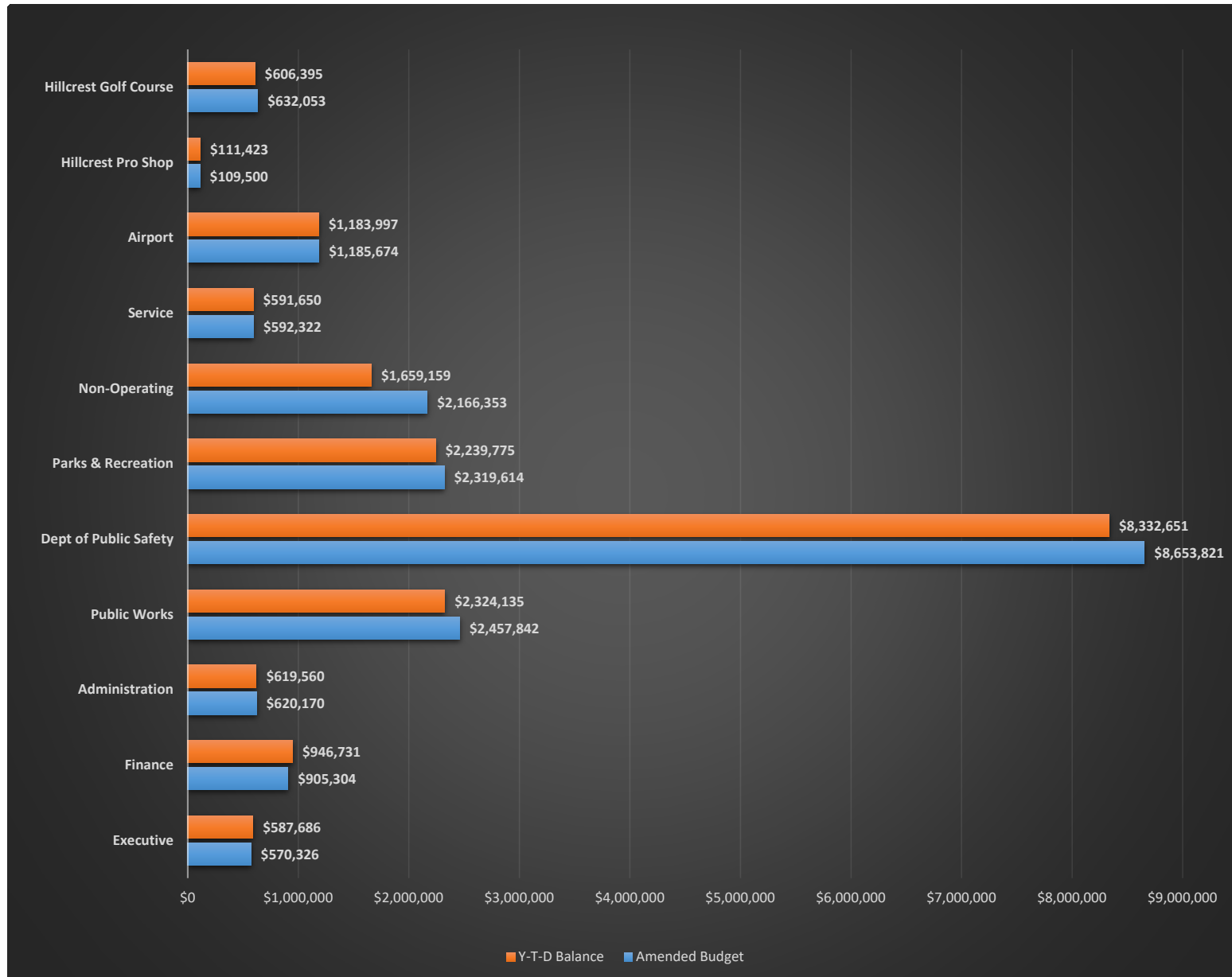
City of Orangeburg
Revenues and Expenditures
Budget Amounts Utilized or Collected Fiscal Year 18-19



City of Orangeburg

Budget versus Actual Expenditures

Current Fiscal Year to Date Fiscal Year 18-19



**City of Orangeburg
Current Fiscal Year Fund Balances
For Month Ending September 30, 2019**

<u>Fund #</u>	<u>Account</u>	<u>Balance</u>
1101	State Investment Pool	\$8,525,134.89
095-2074	Hospitality & Accommodations Tax Investment Account	\$1,762,342.47
099-2073	2006 County Capital Investment Account	\$1,849,327.20
130	Self Insurance Fund Investment Account	\$192,636.50
50	Firemen's Fund	\$118,156.18
60	Sunnyside Cemetery Fund	\$73,037.75
65	Orangeburg Cemetery Fund	\$15,954.18
80	SC Festival of Roses	\$35,310.61
90	Accommodations Tax Fund	\$42,084.38
95	Hospitality & Accommodations Tax Fund	\$588,013.22
99	2006 County Capital 1% Sales Tax Account	\$259,104.98
110	Fire Equipment Fund	\$212.28
115	Victim's Advocate Fund	\$2,461.10
118	Seized Funds	\$34,117.58
120	Drug Fund	\$127,212.38
188	Hillcrest Golf Course Capital	\$19,019.76
190	Stevenson Auditorium Renovation	\$25,322.90
200	Edisto Senior Games	\$4,236.37
300	Delinquent Tax Account	\$30,538.37
650	Community Development Corporation	\$14,903.74