



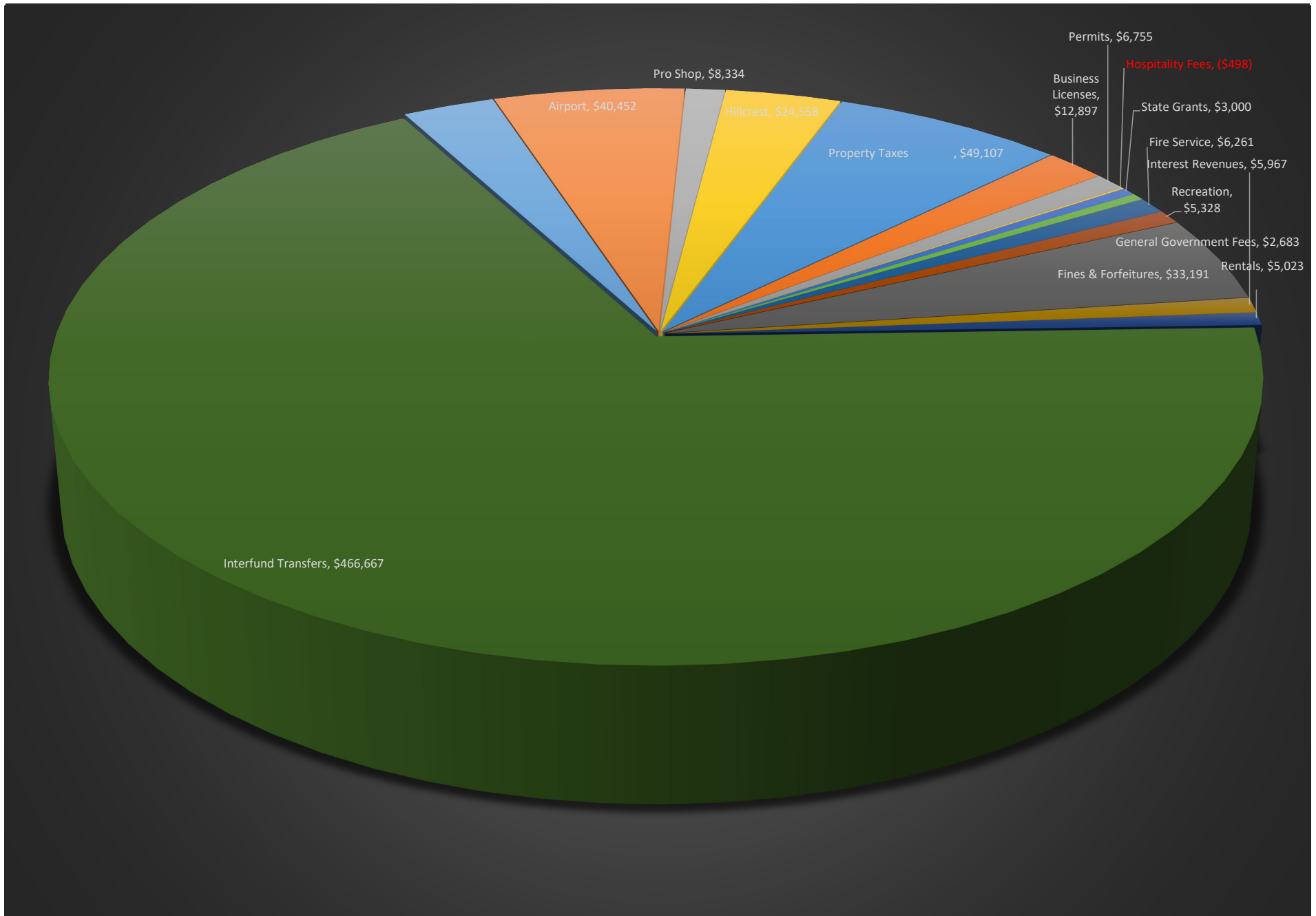
City of Orangeburg  
Monthly Financial Report FY 2018-2019  
For Month Ending October 31, 2018  
Adopted Budget

**Financial Management Report  
Revenues by Department  
FY 2018-2019**

**Through Month Ending October 31, 2018**

<u>Revenue Classification</u>	<u>Adopted Budget</u>	<u>Current Month Transactions</u>	<u>Y-T-D Balance</u>	<u>Adopted Budget Less YTD Balance</u>	<u>% Used</u>
Property Taxes	\$3,829,516	\$49,107	\$49,107	\$3,780,410	1.28%
Franchise Fees	\$146,000	\$0	\$0	\$146,000	0.00%
Business Licenses	\$3,294,300	\$12,897	\$12,897	\$3,281,403	0.39%
Permits	\$80,462	\$6,755	\$6,755	\$73,707	8.40%
Hospitality Fees	\$1,237,000	(\$498)	(\$498)	\$1,237,498	-0.04%
Federal Grants	\$0	\$0	\$0	\$0	0.00%
State Grants	\$44,500	\$3,000	\$3,000	\$41,500	6.74%
State Shared Revenue	\$344,000	\$0	\$0	\$344,000	0.00%
General Government Fees	\$16,200	\$2,683	\$2,683	\$13,518	16.56%
Fire Service	\$1,230,000	\$6,261	\$6,261	\$1,223,740	0.51%
Sanitation Fees	\$1,154,000	\$0	\$0	\$1,154,000	0.00%
Recreation	\$211,000	\$5,328	\$5,328	\$205,672	2.53%
Fines & Forfeitures	\$429,340	\$33,191	\$33,191	\$396,149	7.73%
Interest Revenues	\$200,000	\$5,967	\$5,967	\$194,033	2.98%
Rentals	\$42,500	\$5,023	\$5,023	\$37,477	11.82%
Donations	\$6,500	\$0	\$0	\$6,500	0.00%
Other Financing	\$971,700	\$0	\$0	\$971,700	0.00%
Interfund Transfers	\$6,445,772	\$466,667	\$466,667	\$5,979,105	7.24%
Sales of Fixed Assets	\$70,000	\$0	\$0	\$70,000	0.00%
Miscellaneous	\$127,300	\$19,526	\$19,526	\$107,774	15.34%
Airport	\$600,175	\$40,452	\$40,452	\$559,723	6.74%
Pro Shop	\$128,050	\$8,334	\$8,334	\$119,716	6.51%
Hillcrest	\$412,200	\$24,558	\$24,558	\$387,642	5.96%
<b>Total</b>	<b>\$21,020,515</b>	<b>\$689,250</b>	<b>\$689,250</b>	<b>\$20,331,265</b>	<b>3.28%</b>

# City of Orangeburg Revenue Breakdown Year to Date Figures Fiscal Year 18-19

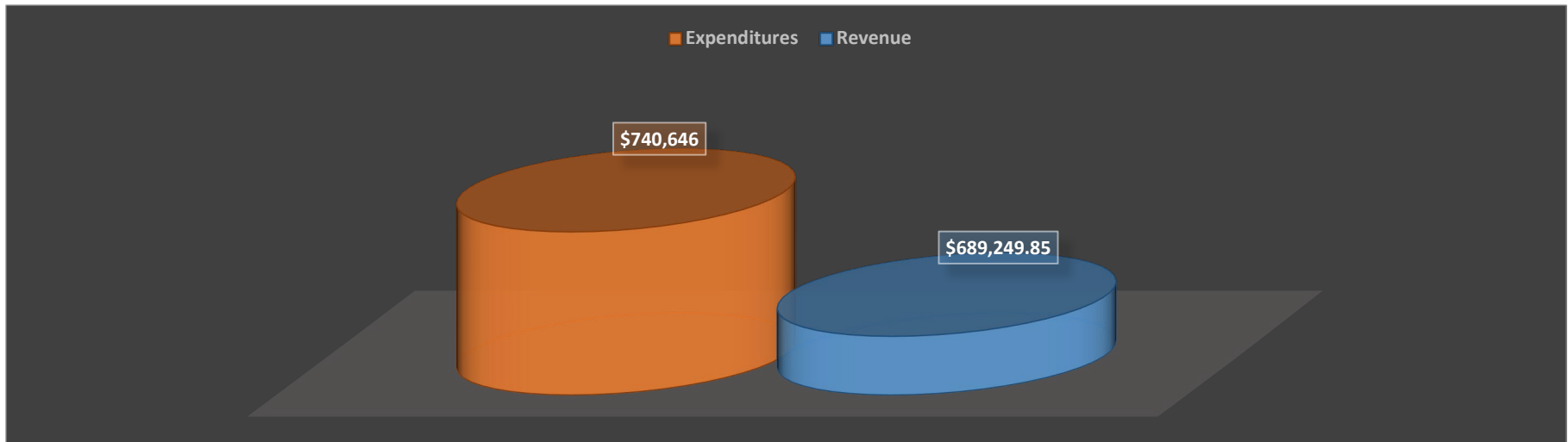


**Financial Management Report  
Expenditures by Department  
FY 2018-2019**

**Through Month Ending October 31, 2018**

<b>Dept #</b>	<b>Budget</b>	<b>Adopted Budget</b>	<b>Current Month Transactions</b>	<b>Y-T-D Encumbrances</b>	<b>Y-T-D Balance</b>	<b>Adopted Budget Less YTD Balance</b>	<b>% Used</b>
<b>1</b>	<b>Executive</b>	\$529,350	\$31,046	\$15,500	\$31,046	\$482,804	9%
<b>10</b>	<b>Finance</b>	\$912,254	\$48,574	\$18,366	\$48,574	\$845,314	7%
<b>20</b>	<b>Administration</b>	\$632,715	\$25,891	\$0	\$25,891	\$606,824	4%
<b>40</b>	<b>Public Works</b>	\$2,491,199	\$104,333	\$8,895	\$104,333	\$2,377,971	5%
<b>60</b>	<b>Dept of Public Safety</b>	\$8,444,410	\$371,252	\$0	\$371,252	\$8,073,158	4%
<b>70</b>	<b>Parks &amp; Recreation</b>	\$2,560,858	\$82,924	\$0	\$82,924	\$2,477,934	3%
<b>80</b>	<b>Non-Operating</b>	\$3,685,676	\$12,958	\$0	\$12,958	\$3,672,718	0%
<b>90</b>	<b>Service</b>	\$621,628	\$29,316	\$0	\$29,316	\$592,312	5%
<b>170</b>	<b>Airport</b>	\$1,136,370	\$8,518	\$0	\$8,518	\$1,127,852	1%
<b>180</b>	<b>Hillcrest Pro Shop</b>	\$189,983	\$7,968	\$0	\$7,968	\$182,015	4%
<b>185</b>	<b>Hillcrest Golf Course</b>	\$397,353	\$17,866	\$0	\$17,866	\$379,487	4%
<b>Total</b>		<b>\$21,601,796</b>	<b>\$740,646</b>	<b>\$42,760</b>	<b>\$740,646</b>	<b>\$20,818,390</b>	<b>3.63%</b>

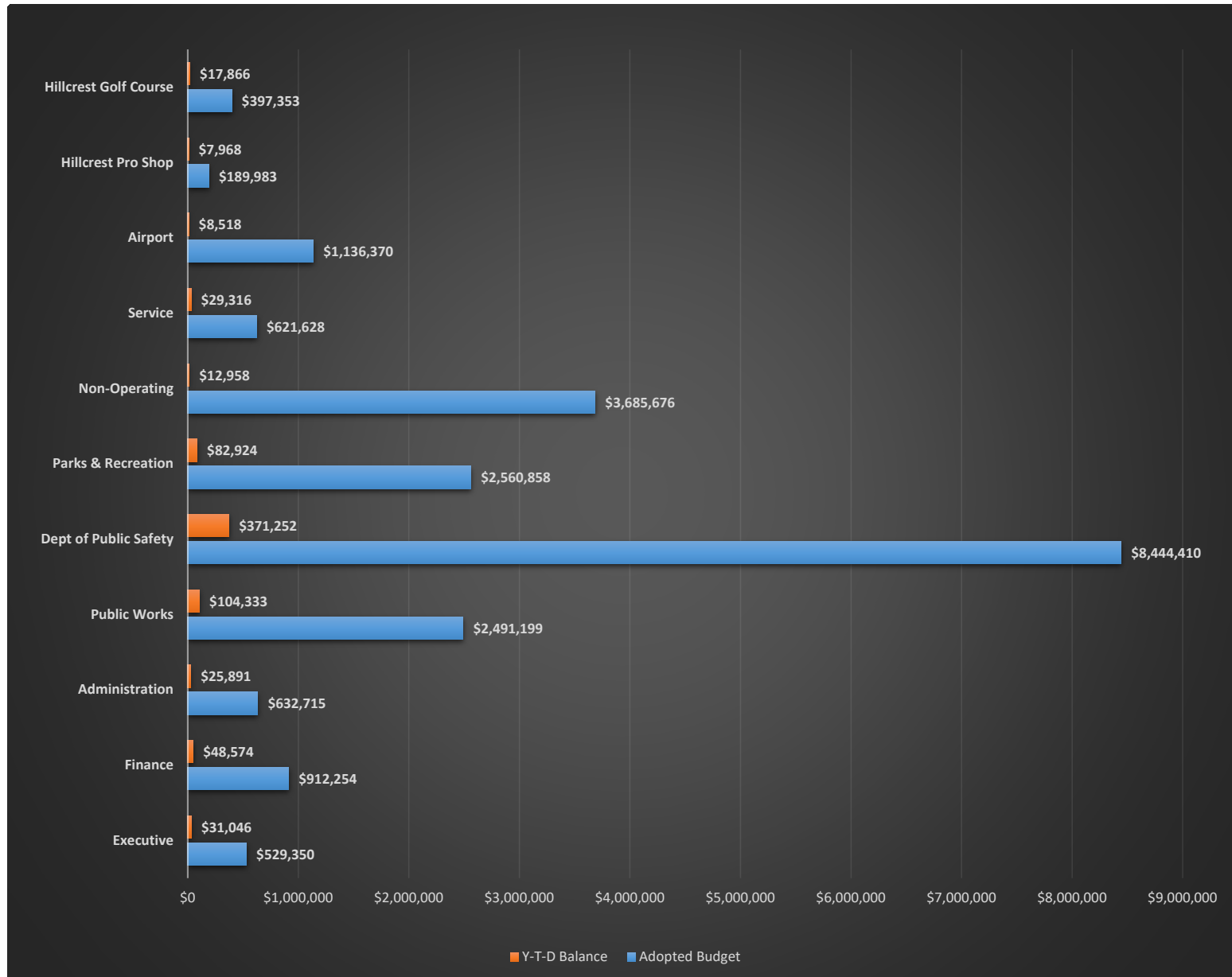
City of Orangeburg  
Revenues and Expenditures  
Budget Amounts Utilized or Collected Fiscal Year 18-19



# City of Orangeburg

## Budget versus Actual Expenditures

### Current Fiscal Year to Date Fiscal Year 18-19



**City of Orangeburg  
Current Fiscal Year Fund Balances  
For Month Ending October 31, 2018**

<u>Fund #</u>	<u>Account</u>	<u>Balance</u>
1101	State Investment Pool	\$7,798,334.04
50	Firemen's Fund	\$111,978.33
60	Sunnyside Cemetery Fund	\$77,963.52
65	Orangeburg Cemetery Fund	\$15,954.18
80	SC Festival of Roses	\$24,359.42
90	Accommodations Tax Fund	\$44,623.45
95	Hospitality & Accommodations Tax Fund	\$512,586.93
095-2074	Hospitality & Accommodations Tax Investment Account	\$1,722,862.59
99	2006 County Capital 1% Sales Tax Account	\$3,579,191.91
099-2073	2006 County Capital Investment Account	\$4,463,182.64
110	Fire Equipment Fund	\$212.28
115	Victim's Advocate Fund	\$2,456.72
120	Drug Fund	\$213,900.87
130	Self Insurance Fund	\$188,320.94
188	Hillcrest Golf Course Capital	\$19,019.76
190	Stevenson Auditorium Renovation	\$14,901.61
200	Edisto Senior Games	\$5,151.26
300	Delinquent Tax Account	\$7,855.62
650	Community Development Corporation	\$14,890.96