



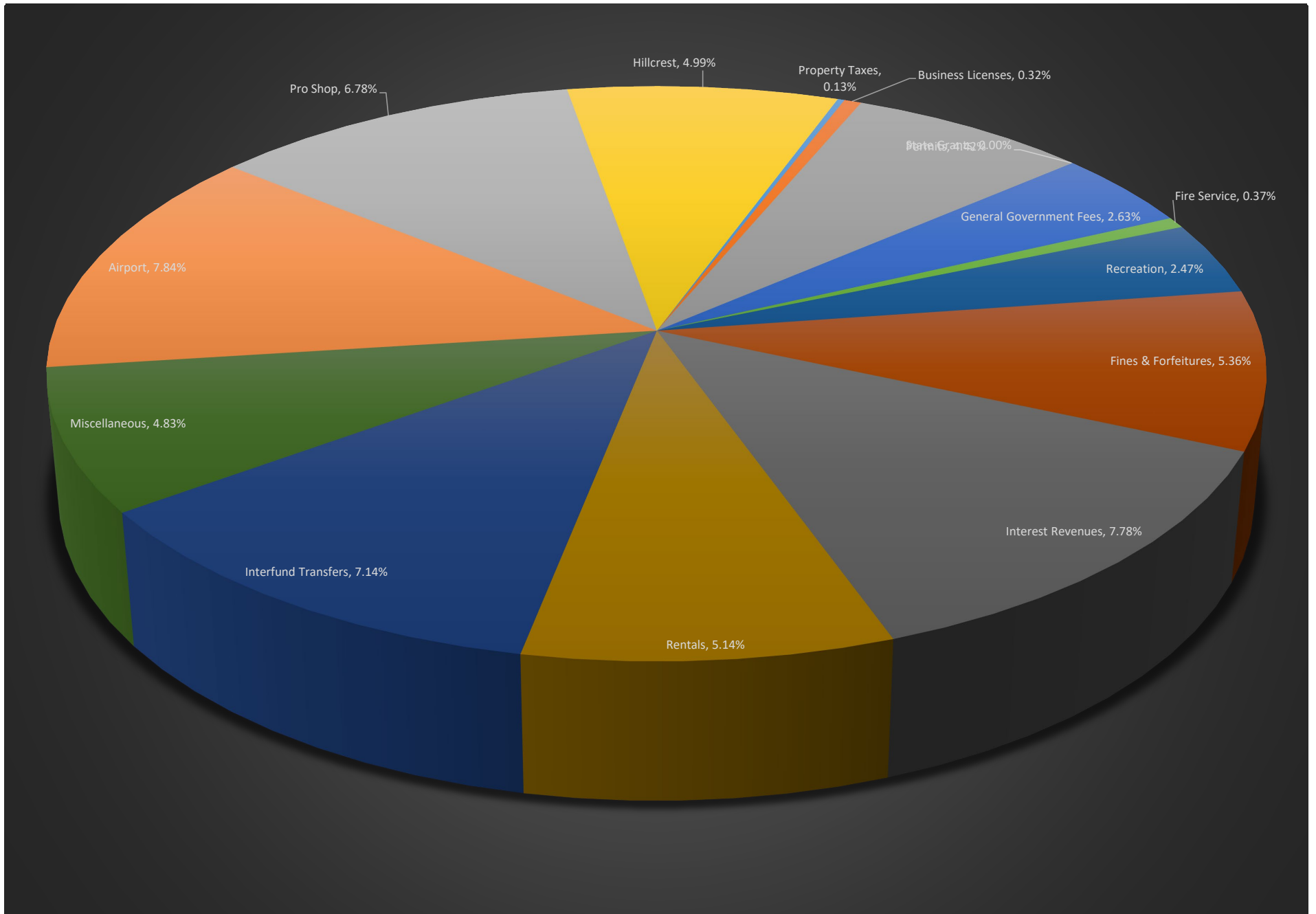
City of Orangeburg
Monthly Financial Report FY 2019-2020
For Month Ending October 31, 2019
Adopted Budget

Financial Management Report
Revenues by Department
FY 2019-2020

Through Month Ending October 31, 2019

<u>Revenue Classification</u>	<u>Adopted Budget</u>	<u>Current Month Transactions</u>	<u>Y-T-D Balance</u>	<u>Adopted Budget Less YTD Balance</u>	<u>% Used</u>
Property Taxes	\$3,949,947	\$4,962	\$4,962	\$3,944,985	0.13%
Franchise Fees	\$147,000	\$0	\$0	\$147,000	0.00%
Business Licenses	\$3,413,800	\$10,832	\$10,832	\$3,402,968	0.32%
Permits	\$57,456	\$2,540	\$2,540	\$54,916	4.42%
Federal Grants	\$0	\$0	\$0	\$0	0.00%
State Grants	\$84,347	\$0	\$0	\$84,347	0.00%
State Shared Revenue	\$348,000	\$0	\$0	\$348,000	0.00%
General Government Fees	\$13,510	\$355	\$355	\$13,155	2.63%
Fire Service	\$1,507,000	\$5,567	\$5,567	\$1,501,434	0.37%
Sanitation Fees	\$1,120,278	\$0	\$0	\$1,120,278	0.00%
Recreation	\$216,734	\$5,344	\$5,344	\$211,390	2.47%
Fines & Forfeitures	\$455,200	\$24,403	\$24,403	\$430,797	5.36%
Interest Revenues	\$160,000	\$12,441	\$12,441	\$147,559	7.78%
Rentals	\$57,000	\$2,932	\$2,932	\$54,068	5.14%
Donations	\$6,000	\$3,180	\$3,180	\$2,820	53.00%
Other Financing	\$3,434,000	\$0	\$0	\$3,434,000	0.00%
Interfund Transfers	\$6,536,119	\$466,667	\$466,667	\$6,069,452	7.14%
Sales of Fixed Assets	\$70,000	\$0	\$0	\$70,000	0.00%
Miscellaneous	\$190,262	\$9,183	\$9,183	\$181,079	4.83%
Hospitality Fees	\$1,324,000	\$0	\$0	\$1,324,000	0.00%
Airport	\$466,800	\$36,593	\$36,593	\$430,207	7.84%
Pro Shop	\$116,000	\$7,867	\$7,867	\$108,133	6.78%
Hillcrest	\$458,400	\$22,870	\$22,870	\$435,530	4.99%
Total	\$24,131,853	\$615,737	\$615,737	\$23,516,116	2.55%

City of Orangeburg Revenue Breakdown Year to Date Figures Fiscal Year 19-20

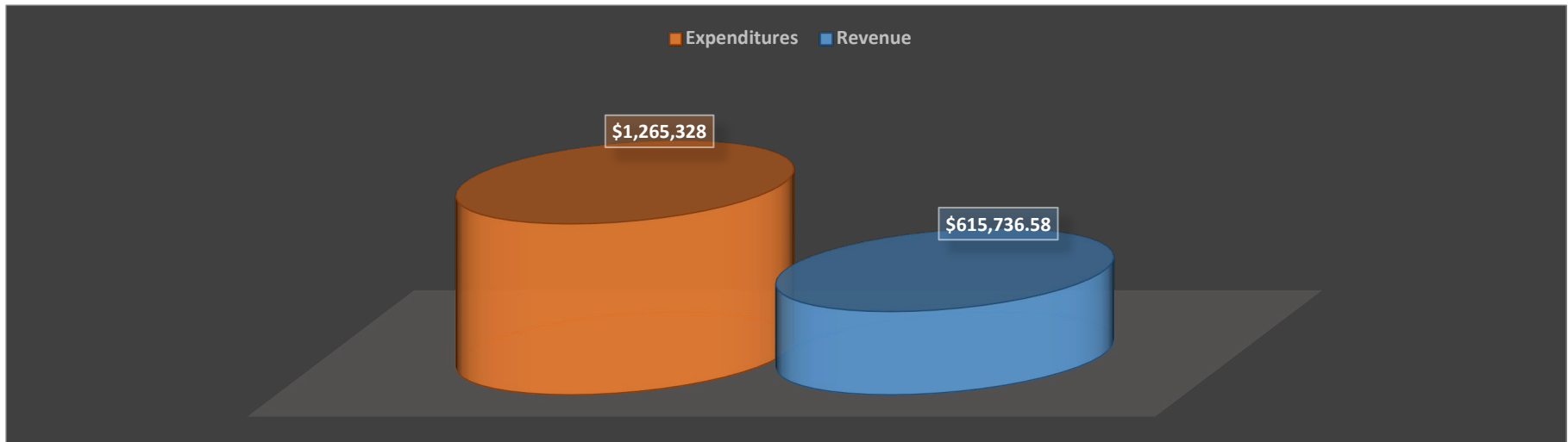


**Financial Management Report
Expenditures by Department
FY 2019-2020**

Through Month Ending October 31, 2019

<u>Dept #</u>	<u>Budget</u>	<u>Adopted Budget</u>	<u>Current Month Transactions</u>	<u>Y-T-D Encumbrances</u>	<u>Y-T-D Balance</u>	<u>Adopted Budget Less YTD Balance</u>	<u>% Used</u>
1	Executive	\$566,211	\$37,630	\$0	\$37,630	\$528,581	7%
10	Finance	\$1,083,165	\$65,289	\$31,017	\$65,289	\$986,859	9%
20	Administration	\$686,250	\$49,253	\$0	\$49,253	\$636,997	7%
40	Public Works	\$2,559,927	\$163,026	\$4,956	\$163,026	\$2,391,944	7%
60	Dept of Public Safety	\$11,102,961	\$598,139	\$53,493	\$598,139	\$10,451,328	6%
70	Parks & Recreation	\$2,918,289	\$173,954	\$0	\$173,954	\$2,744,335	6%
80	Non-Operating	\$2,214,991	\$40,247	\$0	\$40,247	\$2,174,744	2%
90	Service	\$634,856	\$43,623	\$0	\$43,623	\$591,233	7%
170	Airport	\$1,204,517	\$49,991	\$0	\$49,991	\$1,154,526	4%
180	Hillcrest Pro Shop	\$116,000	\$909	\$0	\$909	\$115,091	1%
185	Hillcrest Golf Course	\$731,363	\$43,264	\$5,349	\$43,264	\$682,750	7%
Total		\$23,818,530	\$1,265,328	\$94,816	\$1,265,328	\$22,458,387	5.71%

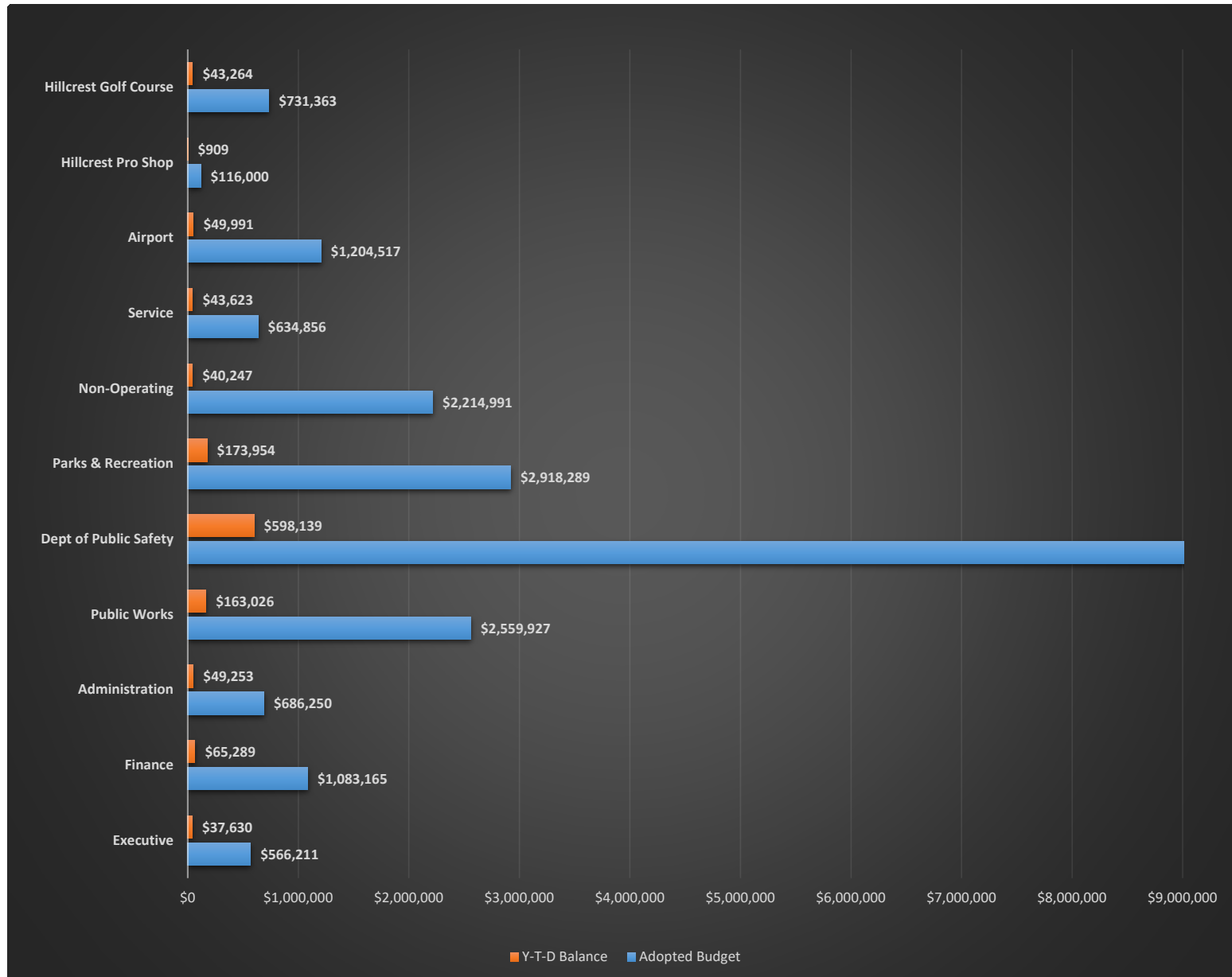
City of Orangeburg
Revenues and Expenditures
Budget Amounts Utilized or Collected Fiscal Year 19-20



City of Orangeburg

Budget versus Actual Expenditures

Current Fiscal Year to Date Fiscal Year 19-20



**City of Orangeburg
Current Fiscal Year Fund Balances
For Month Ending October 31, 2019**

<u>Fund #</u>	<u>Account</u>	<u>Balance</u>
1101	State Investment Pool	\$7,541,479.73
095-2074	Hospitality & Accommodations Tax Investment Account	\$1,765,284.93
099-2073	2006 County Capital Investment Account	\$1,352,564.27
130	Self Insurance Fund Investment Account	\$192,976.57
50	Firemen's Fund	\$47,153.59
60	Sunnyside Cemetery Fund	\$73,787.75
65	Orangeburg Cemetery Fund	\$15,954.18
80	SC Festival of Roses	\$35,310.61
90	Accommodations Tax Fund	\$60,096.98
95	Hospitality & Accommodations Tax Fund	\$413,043.10
99	2006 County Capital 1% Sales Tax Account	\$114,497.66
110	Fire Equipment Fund	\$212.28
115	Victim's Advocate Fund	\$2,461.10
118	Seized Funds	\$35,212.06
120	Drug Fund	\$120,964.88
188	Hillcrest Golf Course Capital	\$19,019.76
190	Stevenson Auditorium Renovation	\$24,817.90
200	Edisto Senior Games	\$4,195.80
300	Delinquent Tax Account	\$26,238.66
650	Community Development Corporation	\$11,903.85