



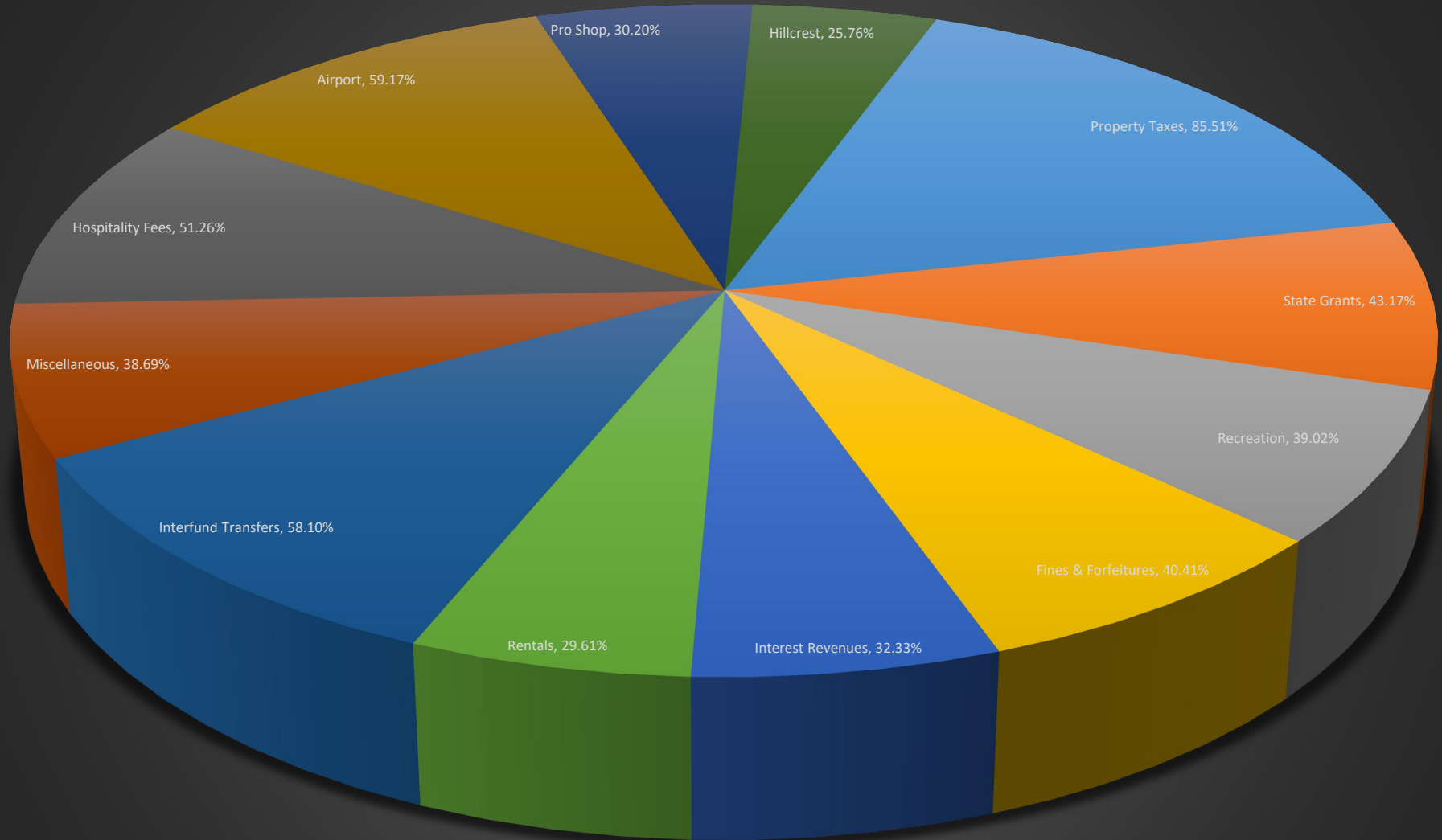
City of Orangeburg
Monthly Financial Report FY 2019-2020
For Month Ending May 31, 2020
Adopted Budget

**Financial Management Report
Revenues by Department
FY 2019-2020**

Through Month Ending May 31, 2020

<u>Revenue Classification</u>	<u>Adopted Budget</u>	<u>Current Month Transactions</u>	<u>Y-T-D Balance</u>	<u>Adopted Budget Less YTD Balance</u>	<u>% Used</u>
Property Taxes	\$3,949,947	\$98,525	\$3,377,566	\$572,381	85.51%
Franchise Fees	\$147,000	\$40,962	\$80,323	\$66,677	54.64%
Business Licenses	\$3,413,800	\$324,200	\$1,097,785	\$2,316,015	32.16%
Permits	\$57,456	\$850	\$25,130	\$32,326	43.74%
Federal Grants	\$0	\$0	\$0	\$0	0.00%
State Grants	\$84,347	\$21,005	\$36,413	\$47,934	43.17%
State Shared Revenue	\$348,000	\$116,799	\$235,046	\$112,954	67.54%
General Government Fees	\$13,510	\$325	\$3,690	\$9,820	27.31%
Fire Service	\$1,507,000	\$27,641	\$751,217	\$755,783	49.85%
Sanitation Fees	\$1,120,278	\$103,795	\$728,411	\$391,867	65.02%
Recreation	\$216,734	(\$500)	\$84,576	\$132,158	39.02%
Fines & Forfeitures	\$455,200	\$11,721	\$183,944	\$271,256	40.41%
Interest Revenues	\$160,000	\$7,255	\$51,732	\$108,268	32.33%
Rentals	\$57,000	(\$1,480)	\$16,877	\$40,123	29.61%
Donations	\$6,000	\$0	\$11,030	(\$5,030)	183.83%
Other Financing	\$3,434,000	\$0	\$604,113	\$2,829,887	17.59%
Interfund Transfers	\$6,536,119	\$466,667	\$3,797,522	\$2,738,597	58.10%
Sales of Fixed Assets	\$70,000	\$0	\$0	\$70,000	0.00%
Miscellaneous	\$190,262	\$1,436	\$73,616	\$116,646	38.69%
Hospitality Fees	\$1,324,000	\$55,532	\$678,682	\$645,318	51.26%
Airport	\$466,800	\$33,034	\$276,209	\$190,591	59.17%
Pro Shop	\$116,000	\$5,396	\$35,036	\$80,964	30.20%
Hillcrest	\$458,400	\$26,518	\$118,074	\$340,326	25.76%
Total	\$24,131,853	\$1,339,681	\$12,266,992	\$11,864,861	50.83%

City of Orangeburg
Revenue Breakdown
Year to Date Figures Fiscal Year 19-20

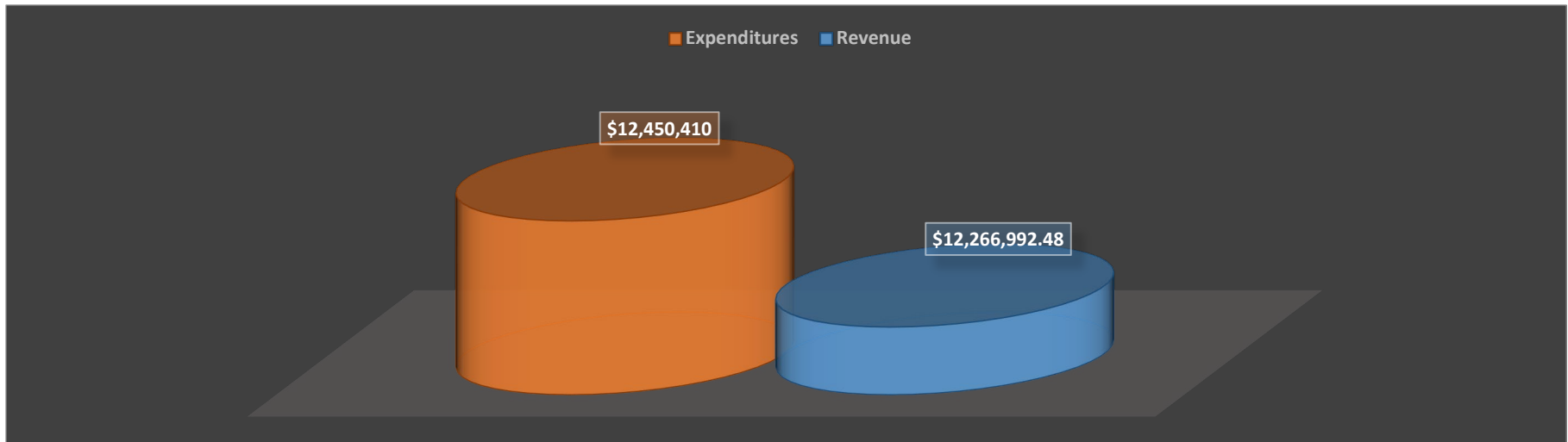


**Financial Management Report
Expenditures by Department
FY 2019-2020**

Through Month Ending May 31, 2020

<u>Dept #</u>	<u>Budget</u>	<u>Adopted Budget</u>	<u>Current Month Transactions</u>	<u>Y-T-D Encumbrances</u>	<u>Y-T-D Balance</u>	<u>Adopted Budget Less YTD Balance</u>	<u>% Used</u>
1	Executive	\$566,211	\$35,102	\$0	\$380,175	\$186,036	67%
10	Finance	\$1,083,165	\$62,268	\$0	\$759,427	\$323,738	70%
20	Administration	\$686,250	\$49,024	\$0	\$431,036	\$255,214	63%
40	Public Works	\$2,559,927	\$148,997	\$251,293	\$1,654,852	\$653,782	74%
60	Dept of Public Safety	\$11,102,961	\$446,987	\$56,665	\$5,292,282	\$5,754,014	48%
70	Parks & Recreation	\$2,918,289	\$174,730	\$60,302	\$1,627,927	\$1,230,060	58%
80	Non-Operating	\$2,214,991	\$50,451	\$5,803	\$744,257	\$1,464,930	34%
90	Service	\$634,856	\$42,784	\$0	\$393,077	\$241,779	62%
170	Airport	\$1,204,517	\$67,721	\$0	\$755,073	\$449,444	63%
180	Hillcrest Pro Shop	\$116,000	\$154	\$0	\$8,177	\$107,823	7%
185	Hillcrest Golf Course	\$731,363	\$50,358	\$29,750	\$404,125	\$297,488	59%
Total		\$23,818,530	\$1,128,576	\$403,813	\$12,450,410	\$10,964,307	53.97%

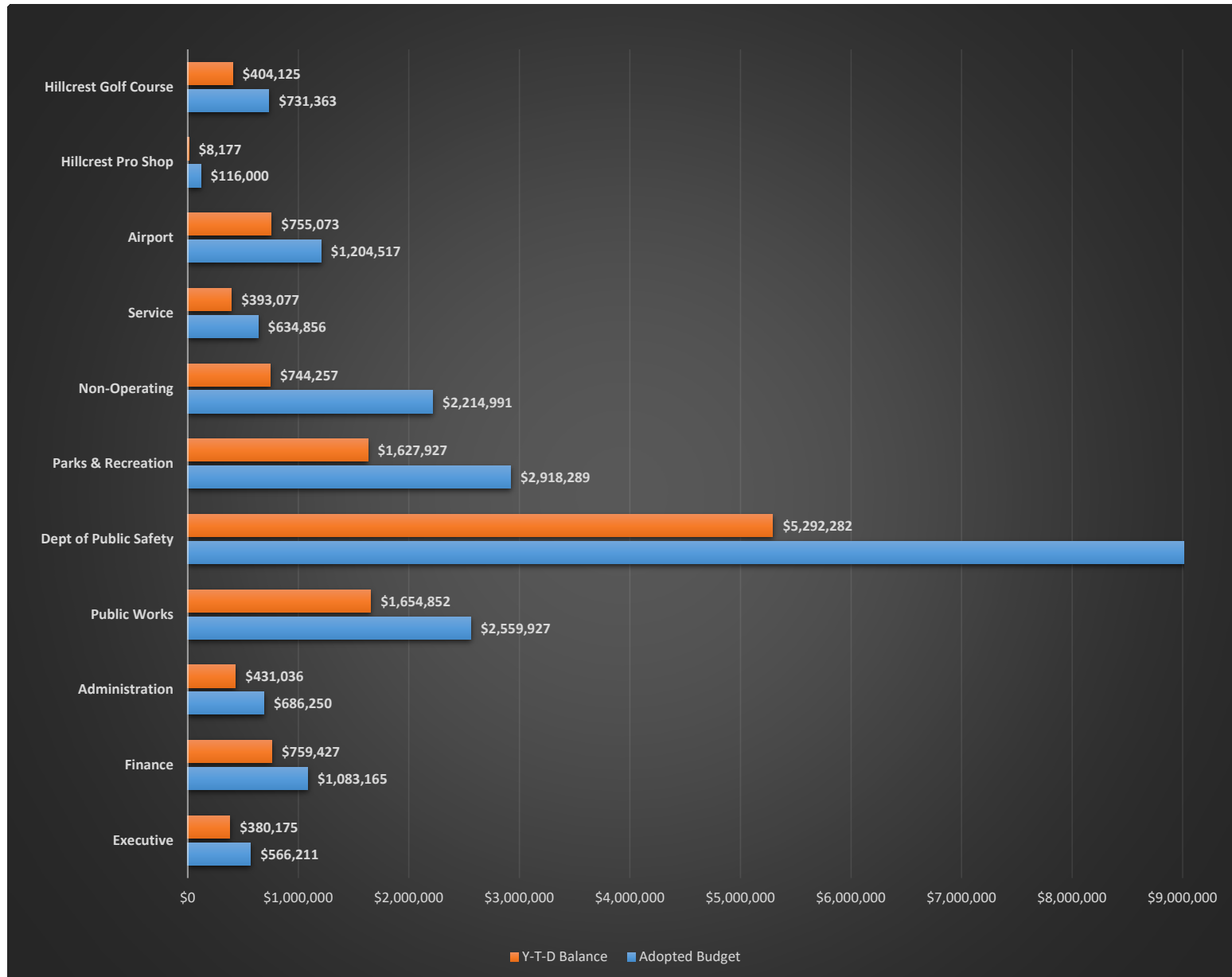
City of Orangeburg
Revenues and Expenditures
Budget Amounts Utilized or Collected Fiscal Year 19-20



City of Orangeburg

Budget versus Actual Expenditures

Current Fiscal Year to Date Fiscal Year 19-20



**City of Orangeburg
Current Fiscal Year Fund Balances
For Month Ending May 31, 2020**

<u>Fund #</u>	<u>Account</u>	<u>Balance</u>
1101	State Investment Pool	\$6,646,659.30
095-2074	Hospitality & Accommodations Tax Investment Account	\$1,254,930.05
099-2073	2006 County Capital Investment Account	\$804,150.68
130	Self Insurance Fund Investment Account	\$18,325.29
50	Firemen's Fund	\$43,029.62
60	Sunnyside Cemetery Fund	\$74,260.75
65	Orangeburg Cemetery Fund	\$11,654.18
80	SC Festival of Roses	\$31,887.61
90	Accommodations Tax Fund	\$24,153.25
95	Hospitality & Accommodations Tax Fund	\$88,525.42
99	2006 County Capital 1% Sales Tax Account	\$72,575.69
110	Fire Equipment Fund	\$212.28
115	Victim's Advocate Fund	\$15,342.92
118	Seized Funds	\$28,574.76
120	Drug Fund	\$72,438.66
188	Hillcrest Golf Course Capital	\$19,019.76
190	Stevenson Auditorium Renovation	\$14,067.82
200	Edisto Senior Games	\$3,883.93
300	Delinquent Tax Account	\$34,034.04
650	Community Development Corporation	\$8,899.44