



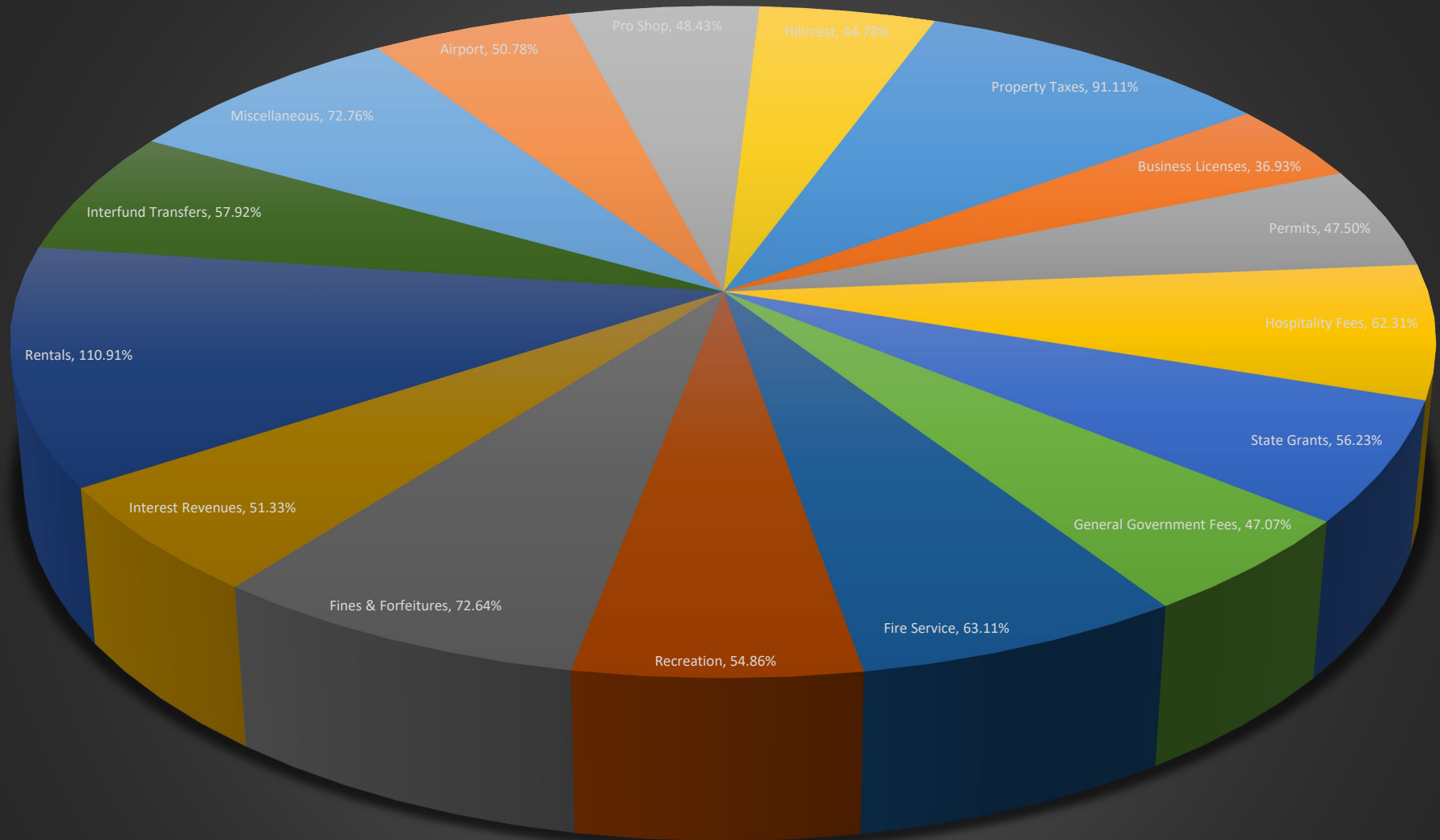
City of Orangeburg  
Monthly Financial Report FY 2018-2019  
For Month Ending May 31, 2019  
Adopted Budget

**Financial Management Report  
Revenues by Department  
FY 2018-2019**

**Through Month Ending May 31, 2019**

<u>Revenue Classification</u>	<u>Adopted Budget</u>	<u>Current Month Transactions</u>	<u>Y-T-D Balance</u>	<u>Adopted Budget Less YTD Balance</u>	<u>% Used</u>
Property Taxes	\$3,829,516	\$217,849	\$3,489,019	\$340,497	91.11%
Franchise Fees	\$146,000	\$0	\$75,694	\$70,306	51.84%
Business Licenses	\$3,294,300	\$274,956	\$1,216,646	\$2,077,654	36.93%
Permits	\$80,462	\$7,418	\$38,221	\$42,241	47.50%
Hospitality Fees	\$1,237,000	\$119,821	\$770,785	\$466,215	62.31%
Federal Grants	\$0	\$0	\$0	\$0	0.00%
State Grants	\$44,500	\$11,033	\$25,020	\$19,480	56.23%
State Shared Revenue	\$344,000	\$78,832	\$190,600	\$153,400	55.41%
General Government Fees	\$16,200	\$280	\$7,625	\$8,575	47.07%
Fire Service	\$1,230,000	\$12,855	\$776,275	\$453,725	63.11%
Sanitation Fees	\$1,154,000	\$103,918	\$723,609	\$430,391	62.70%
Recreation	\$216,000	\$21,121	\$118,490	\$97,510	54.86%
Fines & Forfeitures	\$429,340	\$44,641	\$311,873	\$117,467	72.64%
Interest Revenues	\$200,000	\$30,978	\$102,668	\$97,332	51.33%
Rentals	\$37,500	\$1,876	\$41,590	(\$4,090)	110.91%
Donations	\$6,500	\$0	\$6,121	\$379	94.17%
Other Financing	\$971,700	\$0	\$541,532	\$430,168	55.73%
Interfund Transfers	\$6,445,772	\$466,667	\$3,733,333	\$2,712,439	57.92%
Sales of Fixed Assets	\$70,000	\$0	\$43,965	\$26,035	62.81%
Miscellaneous	\$127,300	\$7,846	\$92,625	\$34,675	72.76%
Airport	\$600,175	\$36,620	\$304,798	\$295,377	50.78%
Pro Shop	\$128,050	\$12,920	\$62,019	\$66,031	48.43%
Hillcrest	\$412,200	\$35,163	\$184,591	\$227,609	44.78%
<b>Total</b>	<b>\$21,020,515</b>	<b>\$1,484,792</b>	<b>\$12,857,099</b>	<b>\$8,163,416</b>	<b>61.16%</b>

City of Orangeburg  
Revenue Breakdown  
Year to Date Figures Fiscal Year 18-19

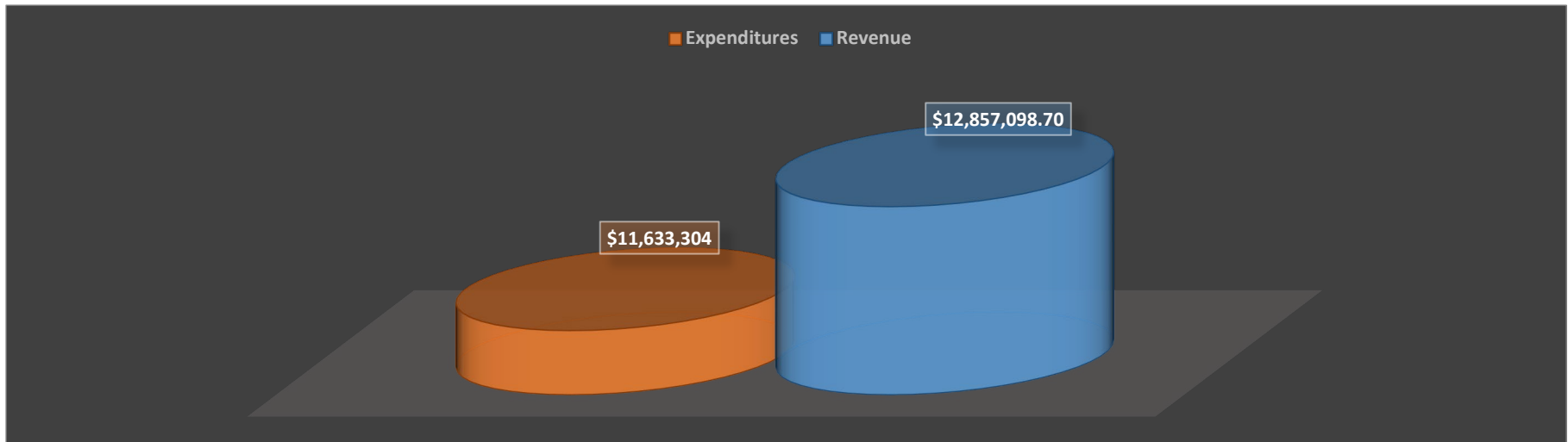


**Financial Management Report  
Expenditures by Department  
FY 2018-2019**

**Through Month Ending May 31, 2019**

<b>Dept #</b>	<b>Budget</b>	<b>Adopted Budget</b>	<b>Current Month Transactions</b>	<b>Y-T-D Encumbrances</b>	<b>Y-T-D Balance</b>	<b>Adopted Budget Less YTD Balance</b>	<b>% Used</b>
<b>1</b>	<b>Executive</b>	\$529,350	\$38,679	\$0	\$391,439	\$137,911	74%
<b>10</b>	<b>Finance</b>	\$912,254	\$42,600	\$118,839	\$588,108	\$205,307	77%
<b>20</b>	<b>Administration</b>	\$632,715	\$49,117	\$0	\$407,302	\$225,413	64%
<b>40</b>	<b>Public Works</b>	\$2,491,199	\$192,510	\$188,247	\$1,565,643	\$737,309	70%
<b>60</b>	<b>Dept of Public Safety</b>	\$8,444,410	\$600,650	\$228,300	\$5,399,134	\$2,816,977	67%
<b>70</b>	<b>Parks &amp; Recreation</b>	\$2,560,858	\$180,062	\$4,685	\$1,413,082	\$1,143,091	55%
<b>80</b>	<b>Non-Operating</b>	\$3,685,676	\$69,730	\$0	\$511,536	\$3,174,140	14%
<b>90</b>	<b>Service</b>	\$621,628	\$41,964	\$0	\$391,627	\$230,001	63%
<b>170</b>	<b>Airport</b>	\$1,136,370	\$40,131	\$0	\$670,123	\$466,247	59%
<b>180</b>	<b>Hillcrest Pro Shop</b>	\$128,050	\$4,233	\$0	\$26,304	\$101,746	21%
<b>185</b>	<b>Hillcrest Golf Course</b>	\$397,353	\$33,303	\$0	\$269,007	\$128,346	68%
<b>Total</b>		<b>\$21,539,863</b>	<b>\$1,292,980</b>	<b>\$540,070</b>	<b>\$11,633,304</b>	<b>\$9,366,489</b>	<b>56.52%</b>

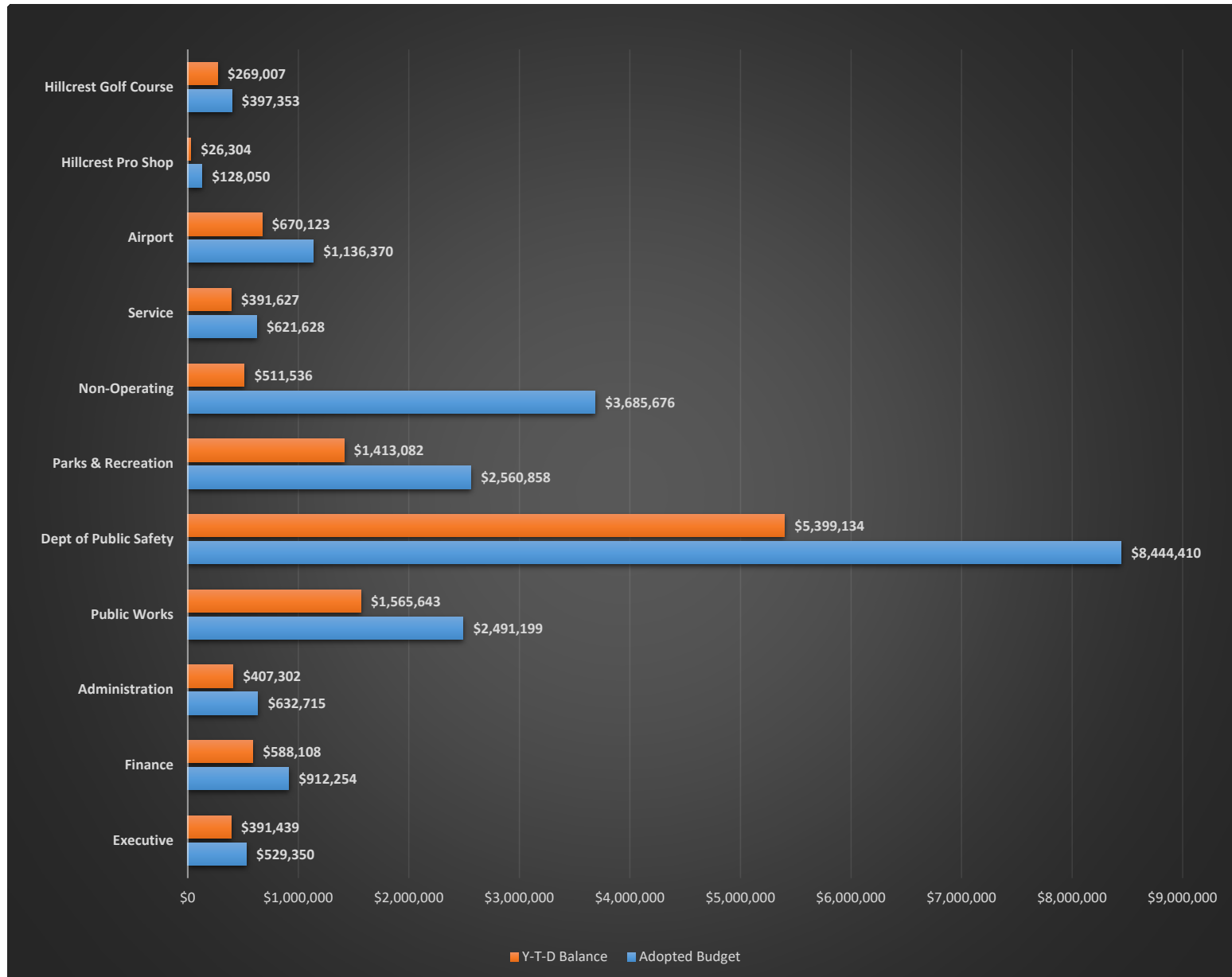
City of Orangeburg  
Revenues and Expenditures  
Budget Amounts Utilized or Collected Fiscal Year 18-19



# City of Orangeburg

## Budget versus Actual Expenditures

### Current Fiscal Year to Date Fiscal Year 18-19



**City of Orangeburg  
Current Fiscal Year Fund Balances  
For Month Ending May 31, 2019**

<u>Fund #</u>	<u>Account</u>	<u>Balance</u>
1101	State Investment Pool	\$8,930,217.48
50	Firemen's Fund	\$90,883.30
60	Sunnyside Cemetery Fund	\$78,166.77
65	Orangeburg Cemetery Fund	\$15,954.18
80	SC Festival of Roses	\$35,705.06
90	Accommodations Tax Fund	\$20,107.15
95	Hospitality & Accommodations Tax Fund	\$663,105.97
095-2074	Hospitality & Accommodations Tax Investment Account	\$1,748,596.82
99	2006 County Capital 1% Sales Tax Account	\$1,547,321.68
099-2073	2006 County Capital Investment Account	\$3,329,600.32
110	Fire Equipment Fund	\$212.28
115	Victim's Advocate Fund	\$3,373.85
118	Seized Funds	\$32,162.12
120	Drug Fund	\$150,753.95
130	Self Insurance Fund	\$191,133.93
188	Hillcrest Golf Course Capital	\$19,019.76
190	Stevenson Auditorium Renovation	\$42,650.97
200	Edisto Senior Games	\$4,236.37
300	Delinquent Tax Account	\$34,252.65
650	Community Development Corporation	\$14,898.33