



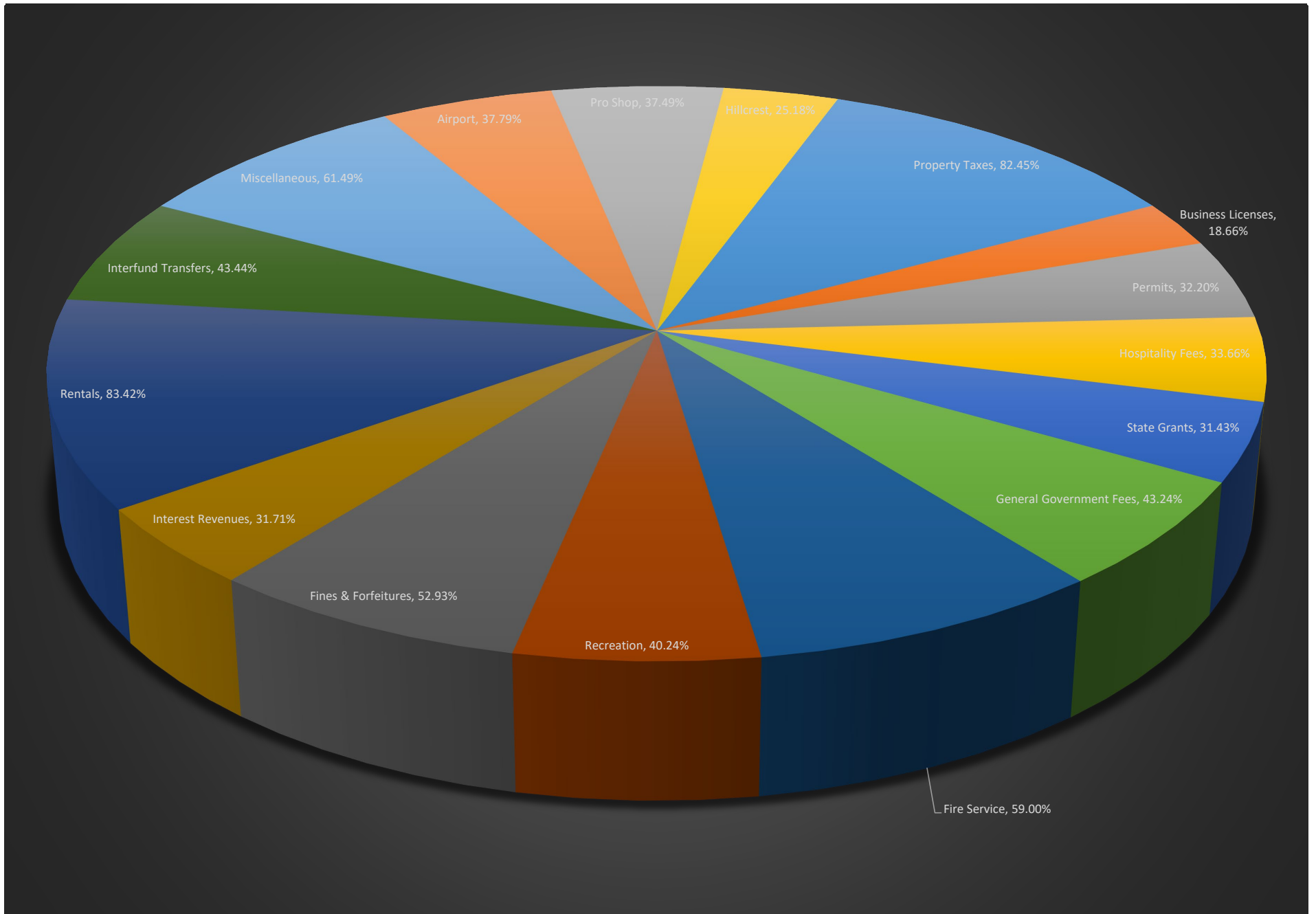
City of Orangeburg
Monthly Financial Report FY 2018-2019
For Month Ending March 31, 2019
Adopted Budget

**Financial Management Report
Revenues by Department
FY 2018-2019**

Through Month Ending March 31, 2019

<u>Revenue Classification</u>	<u>Adopted Budget</u>	<u>Current Month Transactions</u>	<u>Y-T-D Balance</u>	<u>Adopted Budget Less YTD Balance</u>	<u>% Used</u>
Property Taxes	\$3,829,516	\$83,656	\$3,157,391	\$672,125	82.45%
Franchise Fees	\$146,000	\$0	\$37,103	\$108,897	25.41%
Business Licenses	\$3,294,300	\$438,649	\$614,721	\$2,679,579	18.66%
Permits	\$80,462	\$7,308	\$25,908	\$54,554	32.20%
Hospitality Fees	\$1,237,000	\$111,885	\$528,230	\$820,655	33.66%
Federal Grants	\$0	\$0	\$0	\$0	0.00%
State Grants	\$44,500	\$0	\$13,987	\$30,513	31.43%
State Shared Revenue	\$344,000	\$0	\$104,080	\$239,920	30.26%
General Government Fees	\$16,200	\$800	\$7,005	\$9,195	43.24%
Fire Service	\$1,230,000	\$185,308	\$725,753	\$504,247	59.00%
Sanitation Fees	\$1,154,000	\$102,874	\$515,791	\$638,209	44.70%
Recreation	\$211,000	\$7,405	\$84,912	\$126,088	40.24%
Fines & Forfeitures	\$429,340	\$59,157	\$227,266	\$202,074	52.93%
Interest Revenues	\$200,000	\$13,228	\$63,415	\$136,585	31.71%
Rentals	\$42,500	\$17,417	\$35,452	\$7,048	83.42%
Donations	\$6,500	\$0	\$6,121	\$379	94.17%
Other Financing	\$971,700	\$0	\$524,532	\$447,168	53.98%
Interfund Transfers	\$6,445,772	\$466,667	\$2,800,000	\$3,645,772	43.44%
Sales of Fixed Assets	\$70,000	\$19,340	\$43,965	\$26,035	62.81%
Miscellaneous	\$127,300	\$2,322	\$78,277	\$49,023	61.49%
Airport	\$600,175	\$41,998	\$226,780	\$373,395	37.79%
Pro Shop	\$128,050	\$21,134	\$48,009	\$80,041	37.49%
Hillcrest	\$412,200	\$23,860	\$103,776	\$308,424	25.18%
Total	\$21,020,515	\$1,603,007	\$9,972,472	\$11,159,928	46.91%

City of Orangeburg Revenue Breakdown Year to Date Figures Fiscal Year 18-19

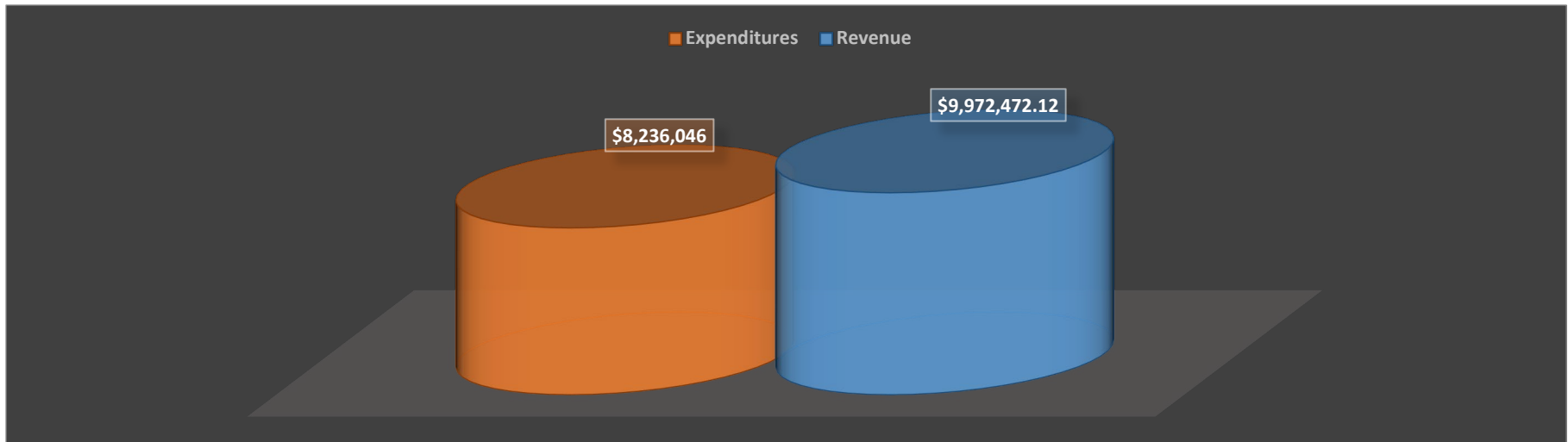


**Financial Management Report
Expenditures by Department
FY 2018-2019**

Through Month Ending March 31, 2019

Dept #	Budget	Adopted Budget	Current Month Transactions	Y-T-D Encumbrances	Y-T-D Balance	Adopted Budget Less YTD Balance	% Used
1	Executive	\$529,350	\$48,547	\$0	\$299,878	\$229,472	57%
10	Finance	\$912,254	\$58,921	\$116,278	\$427,453	\$368,523	60%
20	Administration	\$632,715	\$45,375	\$0	\$288,305	\$344,410	46%
40	Public Works	\$2,491,199	\$175,079	\$29,897	\$1,147,833	\$1,313,470	47%
60	Dept of Public Safety	\$8,444,410	\$626,091	\$247,326	\$3,983,494	\$4,213,590	50%
70	Parks & Recreation	\$2,560,858	\$179,085	\$0	\$1,004,604	\$1,556,254	39%
80	Non-Operating	\$3,685,676	\$52,265	\$0	\$338,252	\$3,347,424	9%
90	Service	\$621,628	\$48,040	\$0	\$286,440	\$335,188	46%
170	Airport	\$1,136,370	\$38,193	\$0	\$256,118	\$880,252	23%
180	Hillcrest Pro Shop	\$128,050	\$11,424	\$0	\$17,551	\$110,499	14%
185	Hillcrest Golf Course	\$397,353	\$31,999	\$0	\$186,117	\$211,236	47%
Total		\$21,539,863	\$1,315,019	\$393,500	\$8,236,046	\$12,910,317	40.06%

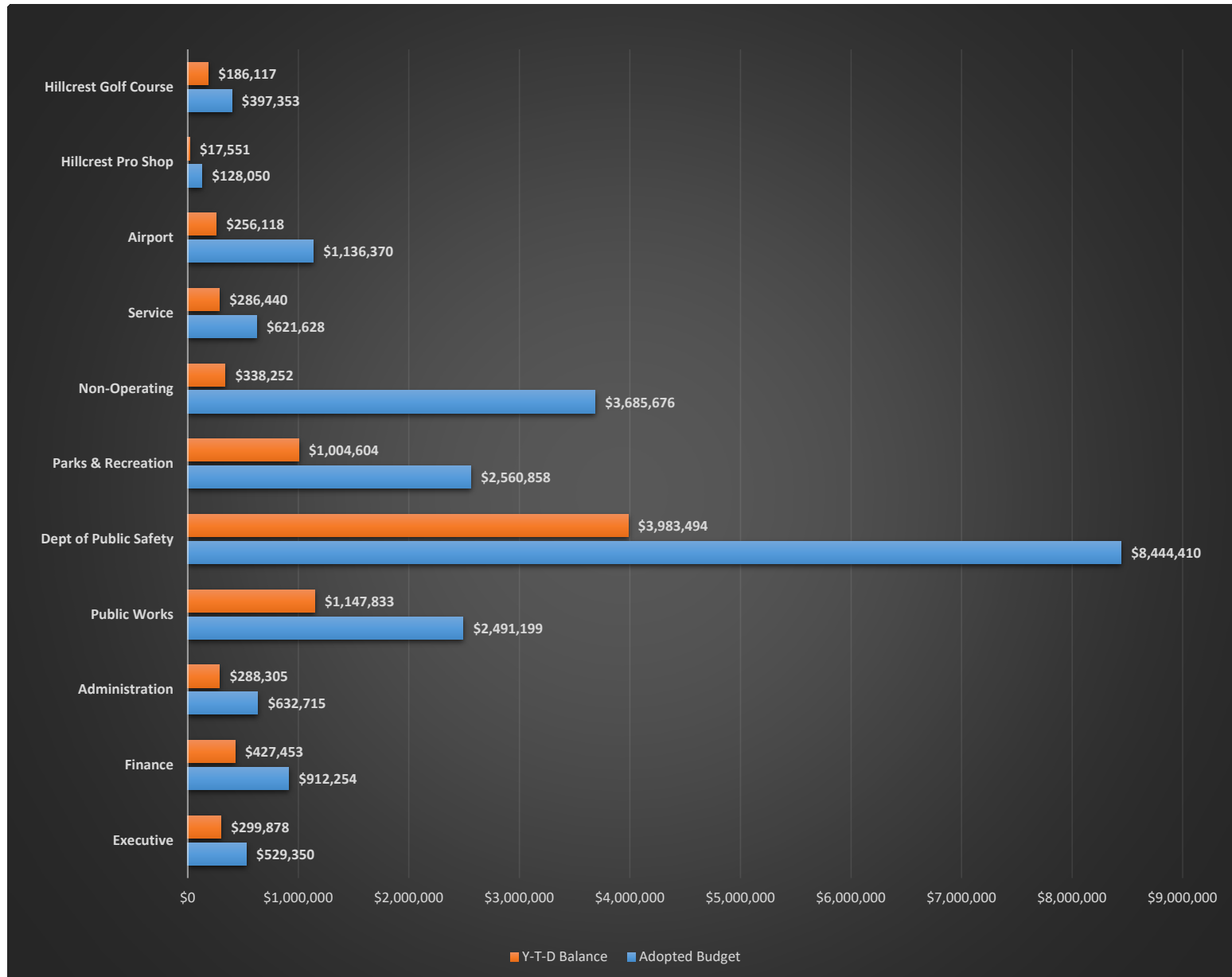
City of Orangeburg
Revenues and Expenditures
Budget Amounts Utilized or Collected Fiscal Year 18-19



City of Orangeburg

Budget versus Actual Expenditures

Current Fiscal Year to Date Fiscal Year 18-19



**City of Orangeburg
Current Fiscal Year Fund Balances
For Month Ending March 31, 2019**

<u>Fund #</u>	<u>Account</u>	<u>Balance</u>
1101	State Investment Pool	\$8,900,030.11
50	Firemen's Fund	\$97,960.55
60	Sunnyside Cemetery Fund	\$76,291.77
65	Orangeburg Cemetery Fund	\$15,954.18
80	SC Festival of Roses	\$30,248.54
90	Accommodations Tax Fund	\$30,100.64
95	Hospitality & Accommodations Tax Fund	\$754,562.36
095-2074	Hospitality & Accommodations Tax Investment Account	\$1,741,158.84
99	2006 County Capital 1% Sales Tax Account	\$1,199,114.56
099-2073	2006 County Capital Investment Account	\$4,510,580.27
110	Fire Equipment Fund	\$212.28
115	Victim's Advocate Fund	\$14,521.00
118	Seized Funds	\$15,097.00
120	Drug Fund	\$158,044.06
130	Self Insurance Fund	\$190,320.92
188	Hillcrest Golf Course Capital	\$19,019.76
190	Stevenson Auditorium Renovation	\$46,155.62
200	Edisto Senior Games	\$4,236.37
300	Delinquent Tax Account	\$39,274.15
650	Community Development Corporation	\$14,897.02