

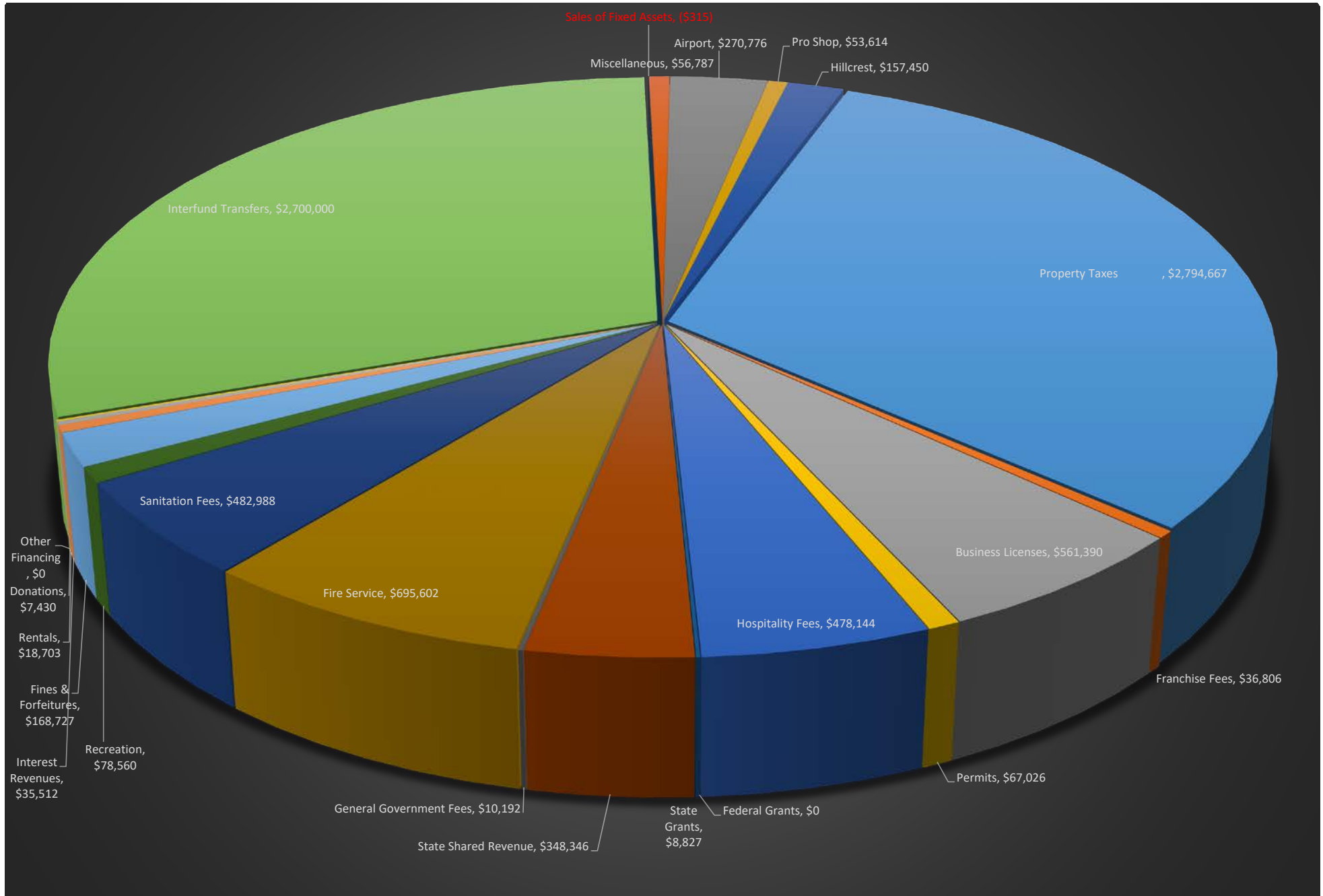


City of Orangeburg
Monthly Financial Report FY 2017-2018
For Month Ending March 31, 2018
Adopted Budget

Financial Management Report
Revenues by Department
FY 2017-2018
Through Month Ending March 31, 2018

<u>Revenue Classification</u>	<u>Adopted Budget</u>	<u>Current Month Transactions</u>	<u>Y-T-D Balance</u>	<u>Adopted Budget Less YTD Balance</u>	<u>% Used</u>
Property Taxes	\$3,633,008	\$145,900	\$2,794,667	\$838,341	76.92%
Franchise Fees	\$149,000	\$0	\$36,806	\$112,194	24.70%
Business Licenses	\$3,100,336	\$349,125	\$561,390	\$2,538,946	18.11%
Permits	\$40,459	\$7,543	\$67,026	(\$26,567)	165.66%
Hospitality Fees	\$1,237,000	\$97,313	\$478,144	\$758,856	38.65%
Federal Grants	\$0	\$0	\$0	\$0	0.00%
State Grants	\$190,000	\$2,450	\$8,827	\$181,173	4.65%
State Shared Revenue	\$346,000	\$0	\$348,346	(\$2,346)	100.68%
General Government Fees	\$4,800	\$2,722	\$10,192	(\$5,392)	212.33%
Fire Service	\$1,265,000	\$177,056	\$695,602	\$569,399	54.99%
Sanitation Fees	\$1,165,000	\$96,754	\$482,988	\$682,012	41.46%
Recreation	\$186,000	\$15,178	\$78,560	\$107,441	42.24%
Fines & Forfeitures	\$562,600	\$32,297	\$168,727	\$393,873	29.99%
Interest Revenues	\$82,000	\$2,004	\$35,512	\$46,488	43.31%
Rentals	\$39,000	\$6,658	\$18,703	\$20,297	47.96%
Donations	\$9,000	\$0	\$7,430	\$1,570	82.56%
Other Financing	\$1,095,700	\$0	\$0	\$1,095,700	0.00%
Interfund Transfers	\$6,243,609	\$450,000	\$2,700,000	\$3,543,609	43.24%
Sales of Fixed Assets	\$140,000	\$0	(\$315)	\$140,315	-0.23%
Miscellaneous	\$63,700	\$2,590	\$56,787	\$6,914	89.15%
Airport	\$514,031	\$46,274	\$270,776	\$243,255	52.68%
Pro Shop	\$115,650	\$10,536	\$53,614	\$62,036	46.36%
Hillcrest	\$400,400	\$47,073	\$157,450	\$242,950	39.32%
Total	\$20,582,293	\$1,491,474	\$9,031,230	\$11,551,063	156.12%

City of Orangeburg Revenue Breakdown Year to Date Figures Fiscal Year 17-18

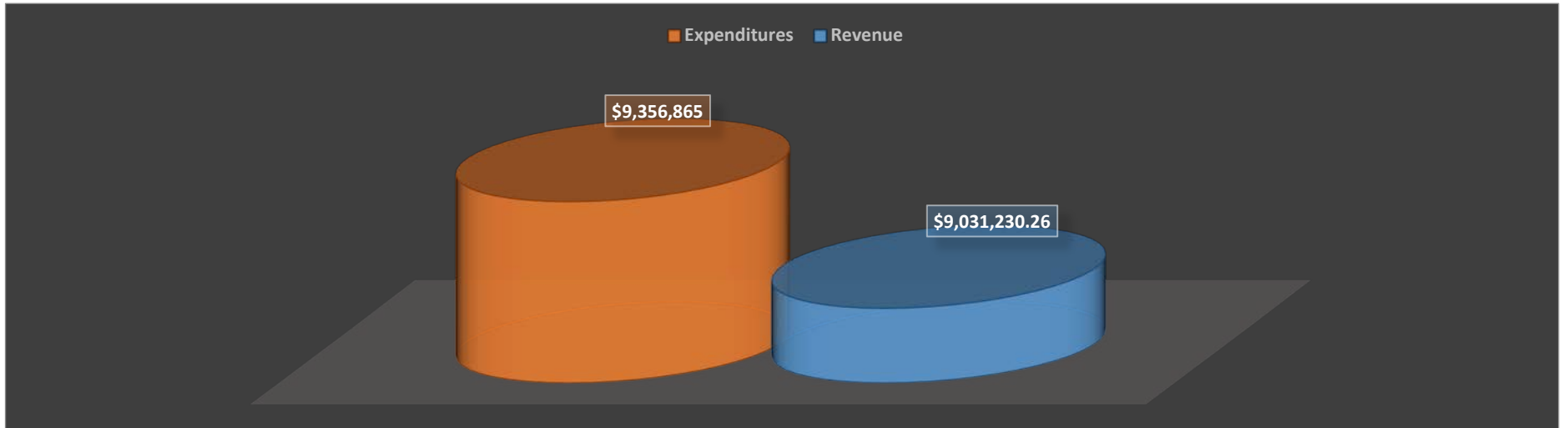


**Financial Management Report
Expenditures by Department
FY 2017-2018**

Through Month Ending March 31, 2018

<u>Dept #</u>	<u>Budget</u>	<u>Adopted Budget</u>	<u>Current Month Transactions</u>	<u>Y-T-D Encumbrances</u>	<u>Y-T-D Balance</u>	<u>Adopted Budget Less YTD Balance</u>	<u>% Used</u>
1	Executive	\$456,555	\$44,873	\$12,000	\$236,579	\$207,976	54%
10	Finance	\$1,177,252	\$103,830	\$35,556	\$516,272	\$625,424	47%
20	Administration	\$647,258	\$56,612	\$0	\$345,760	\$301,498	53%
40	Public Works	\$2,497,664	\$169,454	\$0	\$1,138,389	\$1,359,275	46%
60	Dept of Public Safety	\$8,492,203	\$729,631	\$61,284	\$4,216,362	\$4,214,557	50%
70	Parks & Recreation	\$2,092,051	\$171,627	\$0	\$1,058,646	\$1,033,405	51%
80	Non-Operating	\$3,472,058	\$185,382	\$5,000	\$784,571	\$2,682,487	23%
90	Service	\$717,171	\$48,884	\$0	\$352,221	\$364,950	49%
170	Airport	\$1,326,623	\$49,403	\$0	\$269,131	\$1,057,492	20%
180	Hillcrest Pro Shop	\$115,650	\$17,104	\$0	\$28,634	\$87,016	25%
185	Hillcrest Golf Course	\$656,806	\$25,183	\$0	\$410,302	\$246,504	62%
Total		\$21,651,291	\$1,601,983	\$113,841	\$9,356,865	\$12,180,585	43.74%

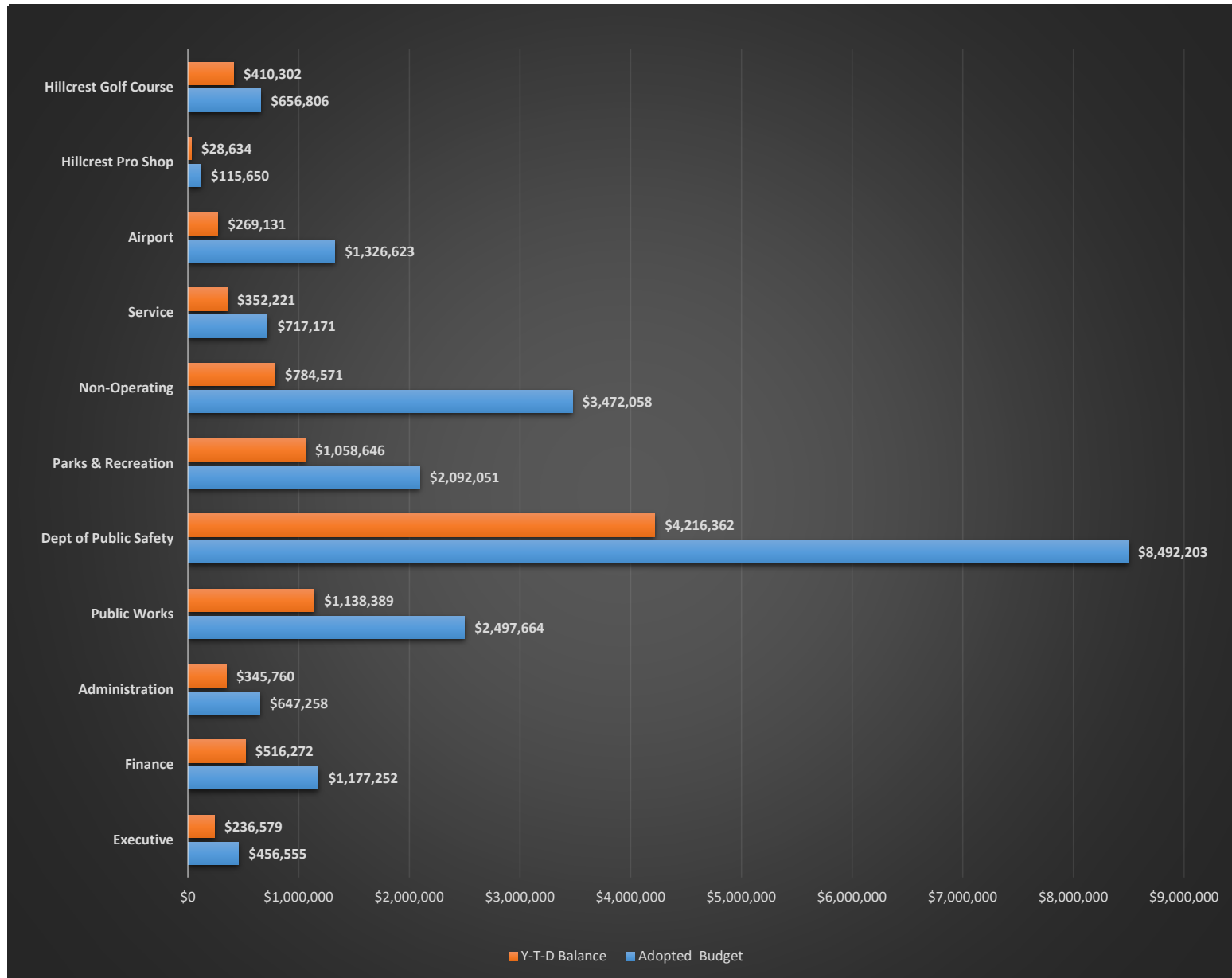
City of Orangeburg
Revenues and Expenditures
Budget Amounts Utilized or Collected Fiscal Year 17-18



City of Orangeburg

Budget versus Actual Expenditures

Current Fiscal Year to Date Fiscal Year 17-18



**City of Orangeburg
Current Fiscal Year Fund Balances
For Month Ending March 31, 2018**

<u>Fund #</u>	<u>Account</u>	<u>Balance</u>
1101	State Investment Pool	\$8,200,610.10
50	Firemen's Fund	\$32,978.10
60	Sunnyside Cemetery Fund	\$72,338.52
65	Orangeburg Cemetery Fund	\$15,954.18
80	SC Festival of Roses	\$21,289.99
90	Accommodations Tax Fund	\$41,928.67
95	Hospitality & Accommodations Tax Fund	\$680,203.32
095-2074	Hospitality & Accommodations Tax Investment Account	\$2,550,599.93
99	2006 County Capital 1% Sales Tax Account	\$2,119,144.60
099-2073	2006 County Capital Investment Account	\$424,718.00
110	Fire Equipment Fund	\$212.28
115	Victim's Advocate Fund	\$9,991.56
120	Drug Fund	\$241,098.91
130	Self Insurance Fund	\$185,961.36
188	Hillcrest Golf Course Capital	\$19,019.76
190	Stevenson Auditorium Renovation	\$21,934.11
200	Edisto Senior Games	\$4,489.52
300	Delinquent Tax Account	\$7,986.42
650	Community Development Corporation	\$14,861.20