



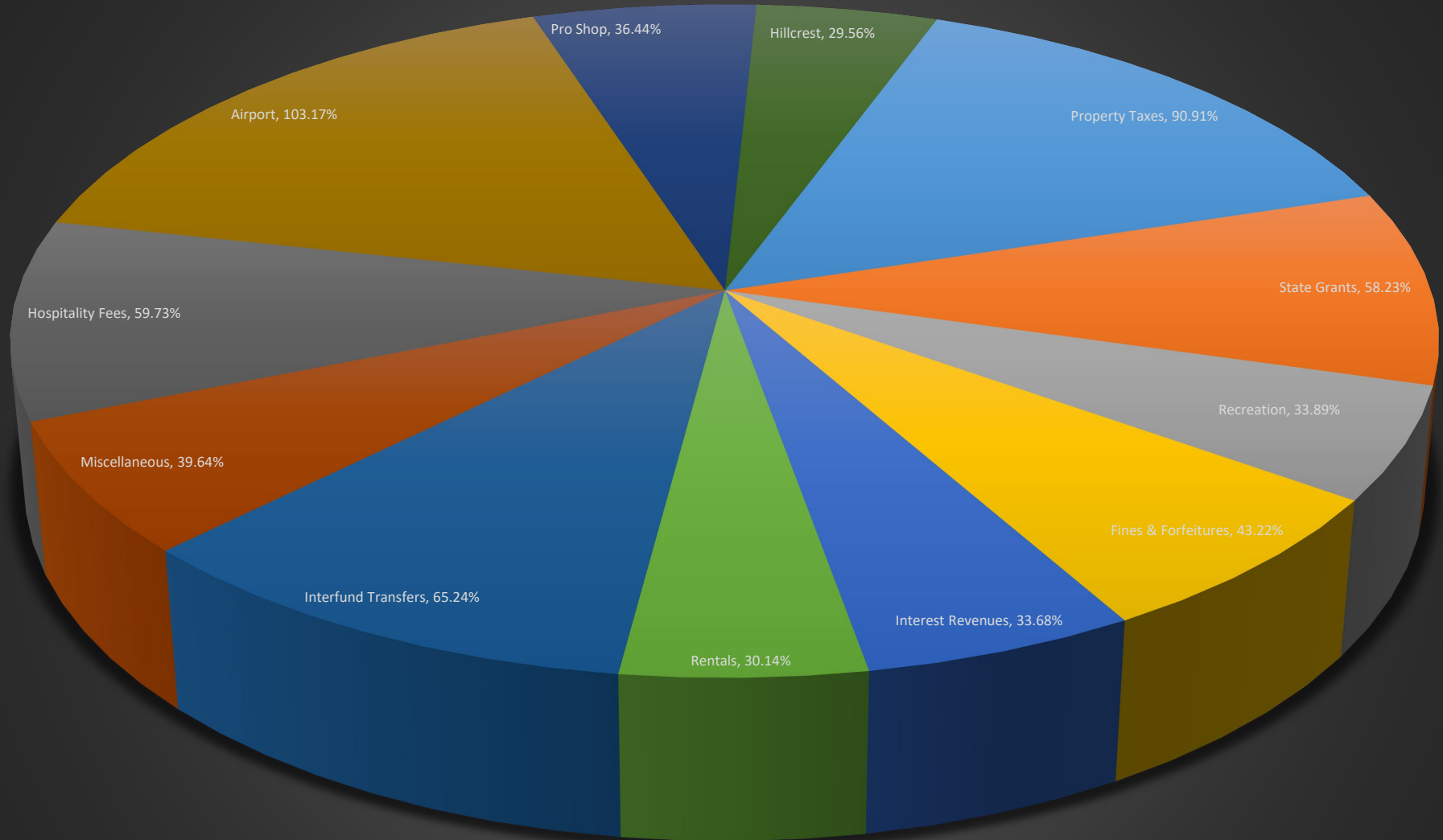
City of Orangeburg
Monthly Financial Report FY 2019-2020
For Month Ending June 30, 2020
Adopted Budget

Financial Management Report
Revenues by Department
FY 2019-2020

Through Month Ending June 30, 2020

<u>Revenue Classification</u>	<u>Adopted Budget</u>	<u>Current Month Transactions</u>	<u>Y-T-D Balance</u>	<u>Adopted Budget Less YTD Balance</u>	<u>% Used</u>
Property Taxes	\$3,949,947	\$213,282	\$3,590,848	\$359,099	90.91%
Franchise Fees	\$147,000	\$0	\$80,323	\$66,677	54.64%
Business Licenses	\$3,413,800	\$1,916,506	\$3,014,291	\$399,509	88.30%
Permits	\$57,456	\$4,643	\$29,773	\$27,683	51.82%
Federal Grants	\$0	\$0	\$0	\$0	0.00%
State Grants	\$84,347	\$12,700	\$49,113	\$35,234	58.23%
State Shared Revenue	\$348,000	\$0	\$235,046	\$112,954	67.54%
General Government Fees	\$13,510	\$1,375	\$5,065	\$8,445	37.49%
Fire Service	\$1,507,000	\$6,565	\$757,782	\$749,218	50.28%
Sanitation Fees	\$1,120,278	\$103,497	\$831,908	\$288,370	74.26%
Recreation	\$216,734	(\$11,120)	\$73,456	\$143,278	33.89%
Fines & Forfeitures	\$455,200	\$12,811	\$196,755	\$258,445	43.22%
Interest Revenues	\$160,000	\$2,163	\$53,895	\$106,105	33.68%
Rentals	\$57,000	\$304	\$17,180	\$39,820	30.14%
Donations	\$6,000	\$0	\$11,030	(\$5,030)	183.83%
Other Financing	\$3,434,000	\$25,000	\$629,113	\$2,804,887	18.32%
Interfund Transfers	\$6,536,119	\$466,667	\$4,264,189	\$2,271,930	65.24%
Sales of Fixed Assets	\$70,000	\$0	\$0	\$70,000	0.00%
Miscellaneous	\$190,262	\$1,809	\$75,425	\$114,837	39.64%
Hospitality Fees	\$1,324,000	\$112,179	\$790,861	\$533,139	59.73%
Airport	\$466,800	\$205,388	\$481,596	(\$14,796)	103.17%
Pro Shop	\$116,000	\$7,234	\$42,270	\$73,730	36.44%
Hillcrest	\$458,400	\$17,451	\$135,525	\$322,875	29.56%
Total	\$24,131,853	\$3,098,451	\$15,365,443	\$8,766,410	63.67%

City of Orangeburg
Revenue Breakdown
Year to Date Figures Fiscal Year 19-20

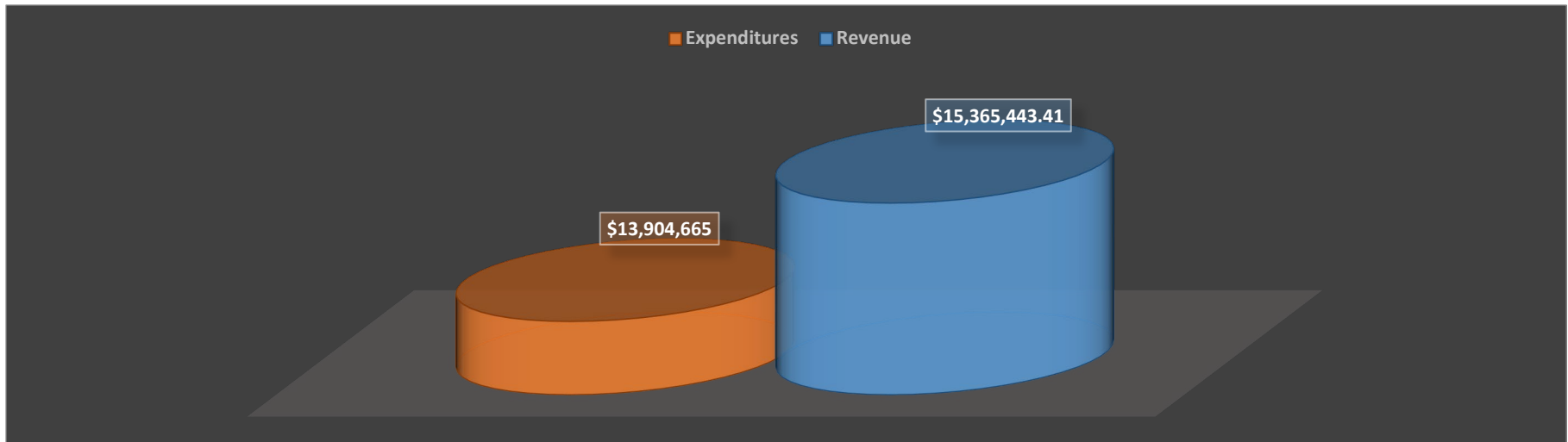


**Financial Management Report
Expenditures by Department
FY 2019-2020**

Through Month Ending June 30, 2020

<u>Dept #</u>	<u>Budget</u>	<u>Adopted Budget</u>	<u>Current Month Transactions</u>	<u>Y-T-D Encumbrances</u>	<u>Y-T-D Balance</u>	<u>Adopted Budget Less YTD Balance</u>	<u>% Used</u>
1	Executive	\$566,211	\$50,857	\$0	\$431,033	\$135,178	76%
10	Finance	\$1,083,165	\$65,204	\$0	\$824,631	\$258,534	76%
20	Administration	\$686,250	\$52,419	\$0	\$483,455	\$202,795	70%
40	Public Works	\$2,559,927	\$172,726	\$251,293	\$1,827,578	\$481,056	81%
60	Dept of Public Safety	\$11,102,961	\$663,328	\$40,024	\$5,955,611	\$5,107,327	54%
70	Parks & Recreation	\$2,918,289	\$199,066	\$65,630	\$1,826,994	\$1,025,665	65%
80	Non-Operating	\$2,214,991	\$105,256	\$5,803	\$849,513	\$1,359,674	39%
90	Service	\$634,856	\$47,250	\$0	\$440,328	\$194,528	69%
170	Airport	\$1,204,517	\$59,852	\$13,176	\$814,926	\$376,415	69%
180	Hillcrest Pro Shop	\$116,000	\$1,792	\$0	\$9,969	\$106,031	9%
185	Hillcrest Golf Course	\$731,363	\$36,503	\$29,750	\$440,628	\$260,985	64%
Total		\$23,818,530	\$1,454,255	\$405,677	\$13,904,665	\$9,508,188	60.08%

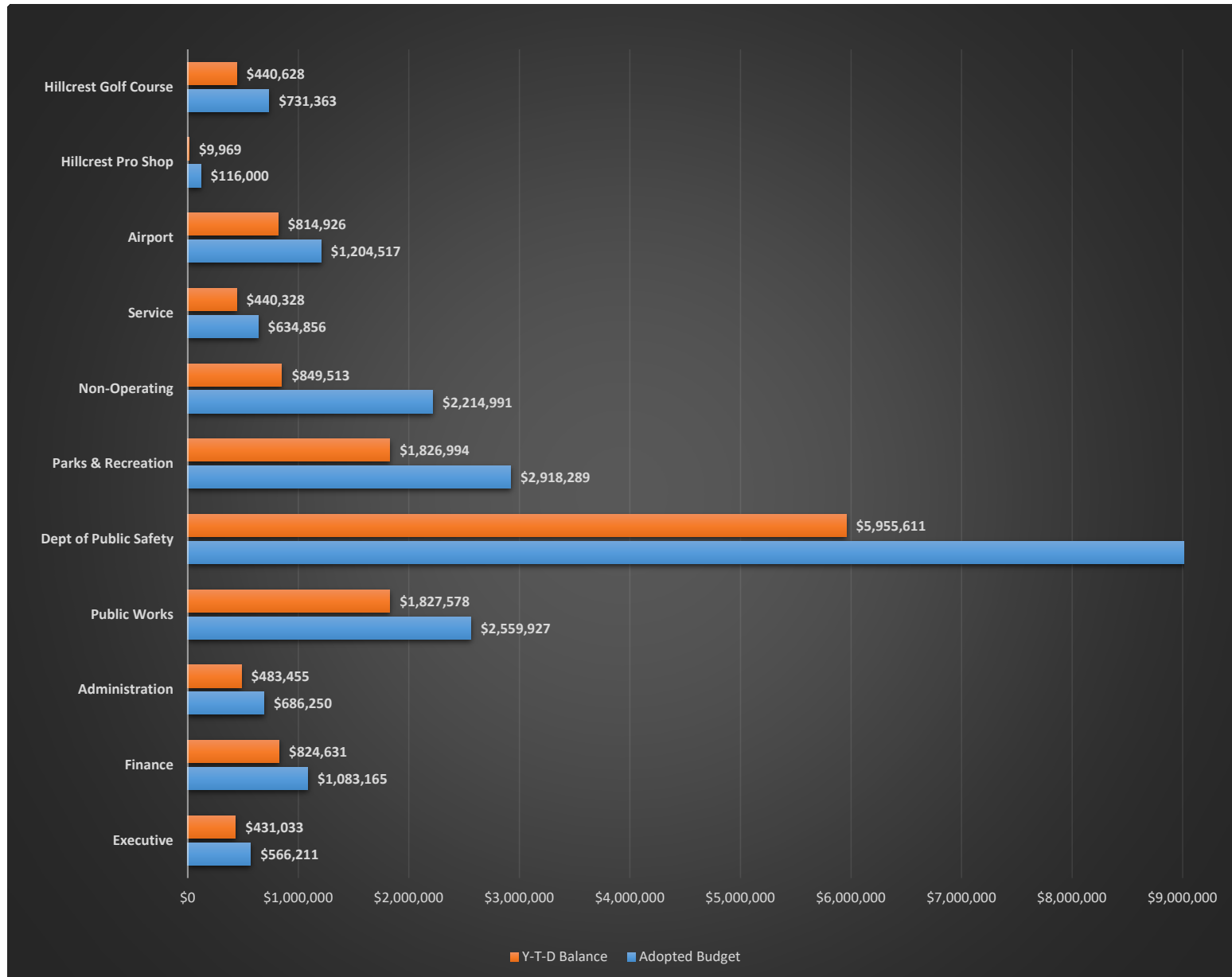
City of Orangeburg
Revenues and Expenditures
Budget Amounts Utilized or Collected Fiscal Year 19-20



City of Orangeburg

Budget versus Actual Expenditures

Current Fiscal Year to Date Fiscal Year 19-20



**City of Orangeburg
Current Fiscal Year Fund Balances
For Month Ending June 30, 2020**

<u>Fund #</u>	<u>Account</u>	<u>Balance</u>
1101	State Investment Pool	\$7,848,822.27
095-2074	Hospitality & Accommodations Tax Investment Account	\$1,105,644.14
099-2073	2006 County Capital Investment Account	\$804,652.81
130	Self Insurance Fund Investment Account	\$18,336.74
50	Firemen's Fund	\$43,029.62
60	Sunnyside Cemetery Fund	\$74,845.75
65	Orangeburg Cemetery Fund	\$11,654.18
80	SC Festival of Roses	\$31,887.61
90	Accommodations Tax Fund	\$24,153.25
95	Hospitality & Accommodations Tax Fund	\$316,162.42
99	2006 County Capital 1% Sales Tax Account *	(\$88,397.96)
110	Fire Equipment Fund	\$212.28
115	Victim's Advocate Fund **	(\$11,557.76)
118	Seized Funds	\$28,423.99
120	Drug Fund	\$72,008.91
188	Hillcrest Golf Course Capital	\$19,019.76
190	Stevenson Auditorium Renovation	\$13,562.82
200	Edisto Senior Games	\$3,883.93
300	Delinquent Tax Account	\$33,018.82
650	Community Development Corporation	\$8,899.46