

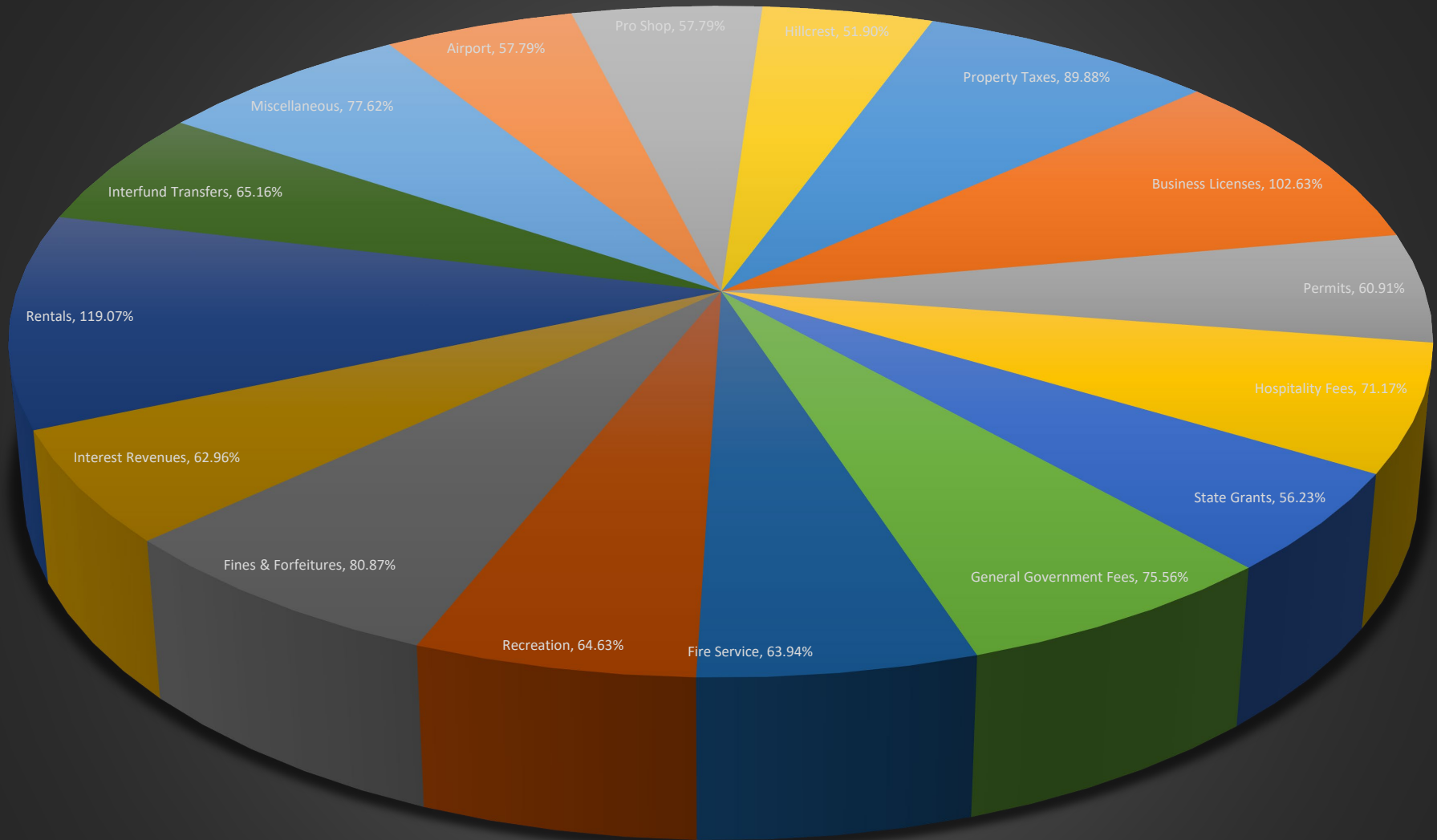


City of Orangeburg
Monthly Financial Report FY 2018-2019
For Month Ending June 30, 2019
Adopted Budget

Financial Management Report
Revenues by Department
FY 2018-2019
Through Month Ending June 30, 2019

<u>Revenue Classification</u>	<u>Adopted Budget</u>	<u>Current Month Transactions</u>	<u>Y-T-D Balance</u>	<u>Adopted Budget Less YTD Balance</u>	<u>% Used</u>
Property Taxes	\$3,829,516	(\$47,180)	\$3,441,839	\$387,677	89.88%
Franchise Fees	\$146,000	\$0	\$75,694	\$70,306	51.84%
Business Licenses	\$3,294,300	\$2,164,142	\$3,380,788	(\$86,488)	102.63%
Permits	\$80,462	\$10,790	\$49,011	\$31,451	60.91%
Hospitality Fees	\$1,237,000	\$109,552	\$880,337	\$356,663	71.17%
Federal Grants	\$0	\$0	\$0	\$0	0.00%
State Grants	\$44,500	\$0	\$25,020	\$19,480	56.23%
State Shared Revenue	\$344,000	\$0	\$190,600	\$153,400	55.41%
General Government Fees	\$16,200	\$4,615	\$12,240	\$3,960	75.56%
Fire Service	\$1,230,000	\$10,174	\$786,449	\$443,551	63.94%
Sanitation Fees	\$1,154,000	\$104,669	\$828,278	\$325,722	71.77%
Recreation	\$216,000	\$21,116	\$139,606	\$76,394	64.63%
Fines & Forfeitures	\$429,340	\$35,329	\$347,202	\$82,138	80.87%
Interest Revenues	\$200,000	\$23,259	\$125,927	\$74,073	62.96%
Rentals	\$37,500	\$3,060	\$44,650	(\$7,150)	119.07%
Donations	\$6,500	\$0	\$6,121	\$379	94.17%
Other Financing	\$971,700	\$154,713	\$696,245	\$275,455	71.65%
Interfund Transfers	\$6,445,772	\$466,667	\$4,200,000	\$2,245,772	65.16%
Sales of Fixed Assets	\$70,000	\$0	\$43,965	\$26,035	62.81%
Miscellaneous	\$127,300	\$6,187	\$98,812	\$28,488	77.62%
Airport	\$600,175	\$42,068	\$346,866	\$253,309	57.79%
Pro Shop	\$128,050	\$11,983	\$74,002	\$54,048	57.79%
Hillcrest	\$412,200	\$29,349	\$213,939	\$198,261	51.90%
Total	\$21,020,515	\$3,150,492	\$16,007,591	\$5,012,924	76.15%

City of Orangeburg Revenue Breakdown Year to Date Figures Fiscal Year 18-19

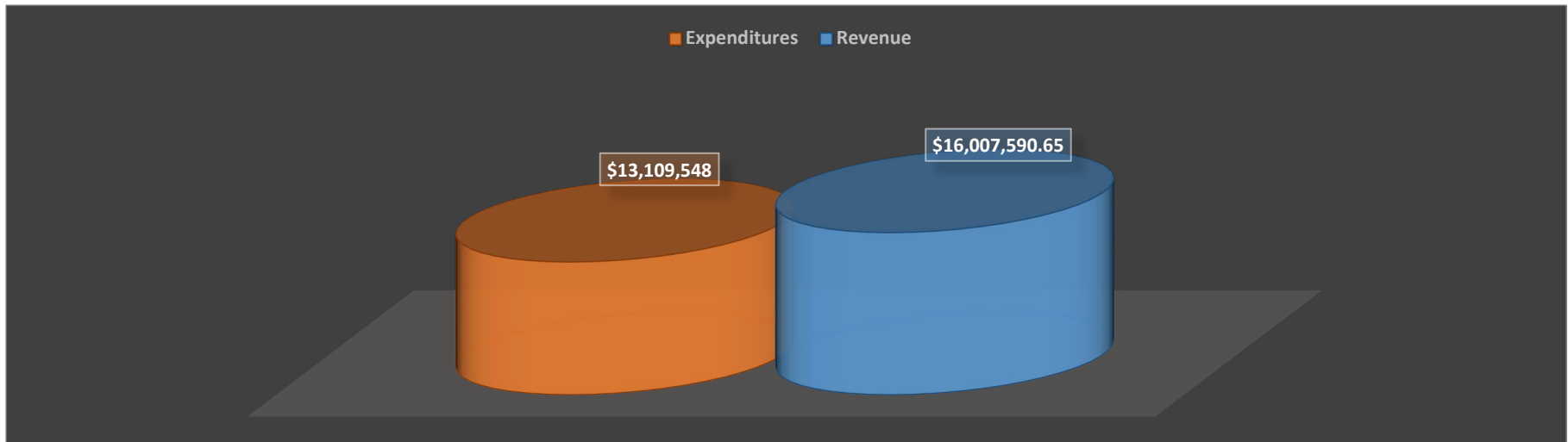


**Financial Management Report
Expenditures by Department
FY 2018-2019**

Through Month Ending June 30, 2019

Dept #	Budget	Adopted Budget	Current Month Transactions	Y-T-D Encumbrances	Y-T-D Balance	Adopted Budget Less YTD Balance	% Used
1	Executive	\$529,350	\$47,220	\$0	\$438,659	\$90,691	83%
10	Finance	\$912,254	\$139,862	\$114,441	\$739,578	\$58,236	94%
20	Administration	\$632,715	\$46,783	\$0	\$454,084	\$178,631	72%
40	Public Works	\$2,491,199	\$152,932	\$188,247	\$1,718,575	\$584,377	77%
60	Dept of Public Safety	\$8,444,410	\$633,615	\$183,307	\$6,032,749	\$2,228,355	74%
70	Parks & Recreation	\$2,560,858	\$191,431	\$0	\$1,604,513	\$956,345	63%
80	Non-Operating	\$3,685,676	\$125,446	\$0	\$636,983	\$3,048,693	17%
90	Service	\$621,628	\$46,439	\$0	\$438,065	\$183,563	70%
170	Airport	\$1,136,370	\$35,679	\$0	\$705,802	\$430,568	62%
180	Hillcrest Pro Shop	\$128,050	\$11,056	\$0	\$37,359	\$90,691	29%
185	Hillcrest Golf Course	\$397,353	\$34,174	\$0	\$303,181	\$94,172	76%
Total		\$21,539,863	\$1,464,637	\$485,994	\$13,109,548	\$7,944,321	63.12%

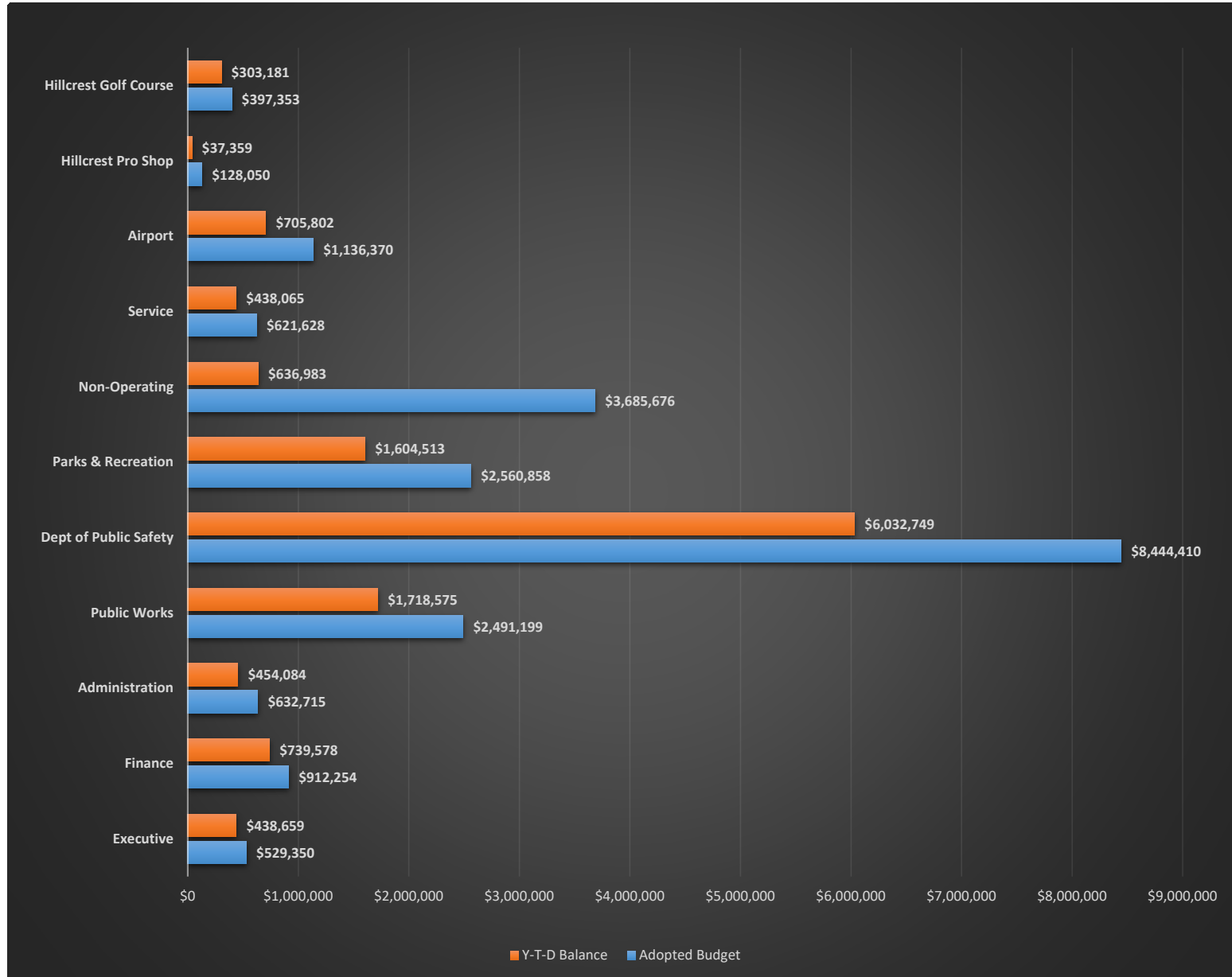
City of Orangeburg
Revenues and Expenditures
Budget Amounts Utilized or Collected Fiscal Year 18-19



City of Orangeburg

Budget versus Actual Expenditures

Current Fiscal Year to Date Fiscal Year 18-19



**City of Orangeburg
Current Fiscal Year Fund Balances
For Month Ending June 30, 2019**

<u>Fund #</u>	<u>Account</u>	<u>Balance</u>
1101	State Investment Pool	\$10,472,292.77
50	Firemen's Fund	\$90,883.30
60	Sunnyside Cemetery Fund	\$78,541.77
65	Orangeburg Cemetery Fund	\$15,954.18
80	SC Festival of Roses	\$36,605.06
90	Accommodations Tax Fund	\$20,107.15
95	Hospitality & Accommodations Tax Fund	\$765,205.35
095-2074	Hospitality & Accommodations Tax Investment Account	\$1,752,200.15
99	2006 County Capital 1% Sales Tax Account	\$178,213.75
099-2073	2006 County Capital Investment Account	\$3,336,461.72
110	Fire Equipment Fund	\$212.28
115	Victim's Advocate Fund	\$7,106.37
118	Seized Funds	\$32,339.45
120	Drug Fund	\$149,580.50
130	Self Insurance Fund	\$191,527.82
188	Hillcrest Golf Course Capital	\$19,019.76
190	Stevenson Auditorium Renovation	\$42,750.97
200	Edisto Senior Games	\$4,236.37
300	Delinquent Tax Account	\$29,557.27
650	Community Development Corporation	\$14,900.74