

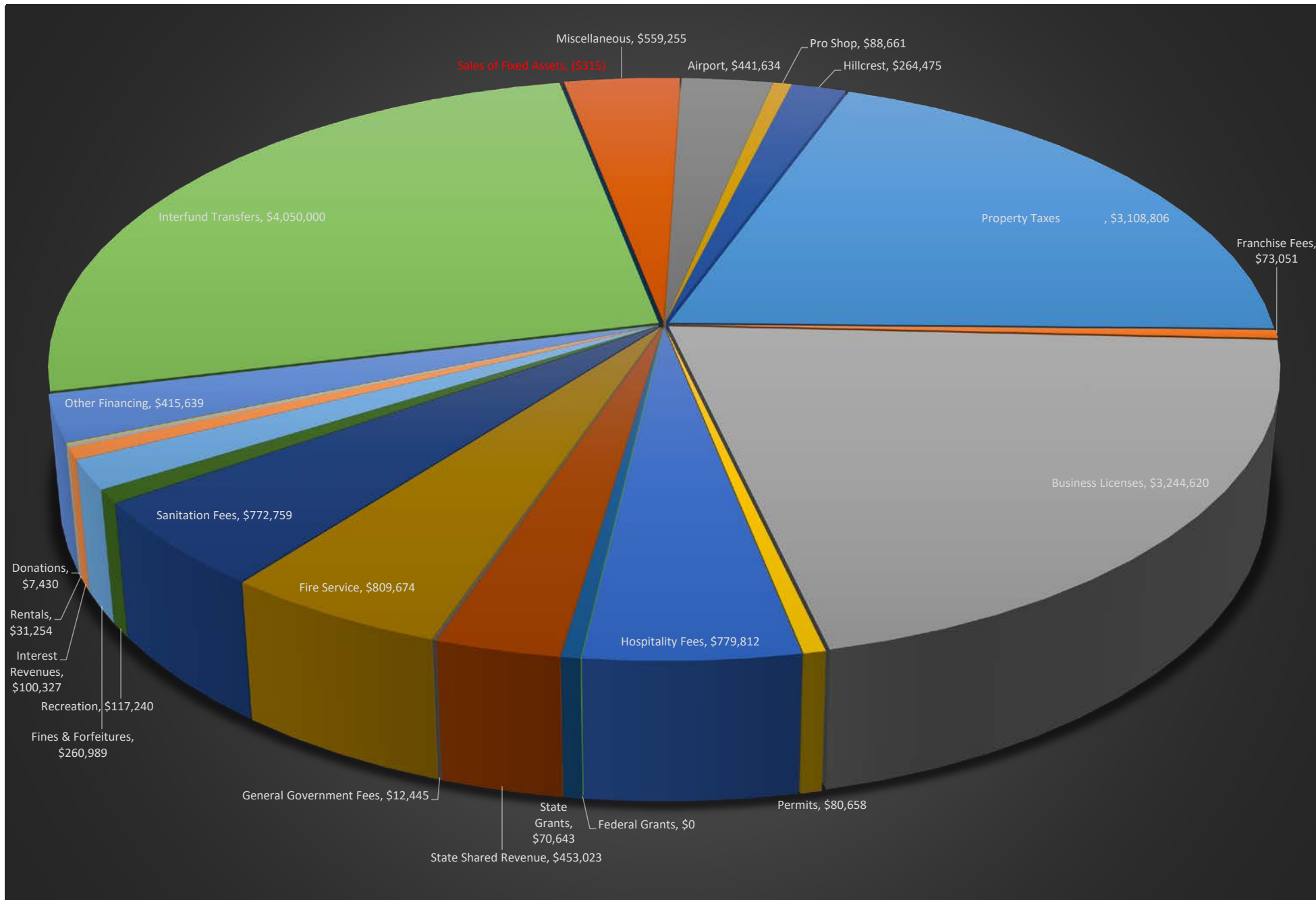


City of Orangeburg
Monthly Financial Report FY 2017-2018
For Month Ending June 30, 2018
Adopted Budget

Financial Management Report
Revenues by Department
FY 2017-2018
Through Month Ending June 30, 2018

<u>Revenue Classification</u>	<u>Adopted Budget</u>	<u>Current Month Transactions</u>	<u>Y-T-D Balance</u>	<u>Adopted Budget Less YTD Balance</u>	<u>% Used</u>
Property Taxes	\$3,633,008	\$8,280	\$3,108,806	\$524,202	85.57%
Franchise Fees	\$149,000	\$0	\$73,051	\$75,949	49.03%
Business Licenses	\$3,100,336	\$2,042,978	\$3,244,620	(\$144,284)	104.65%
Permits	\$40,459	\$5,891	\$80,658	(\$40,199)	199.36%
Hospitality Fees	\$1,237,000	\$94,560	\$779,812	\$457,188	63.04%
Federal Grants	\$0	\$0	\$0	\$0	0.00%
State Grants	\$190,000	\$2,642	\$70,643	\$119,357	37.18%
State Shared Revenue	\$346,000	\$0	\$453,023	(\$107,023)	130.93%
General Government Fees	\$4,800	\$85	\$12,445	(\$7,645)	259.26%
Fire Service	\$1,265,000	\$14,728	\$809,674	\$455,327	64.01%
Sanitation Fees	\$1,165,000	\$96,657	\$772,759	\$392,241	66.33%
Recreation	\$186,000	\$13,961	\$117,240	\$68,760	63.03%
Fines & Forfeitures	\$562,600	\$26,668	\$260,989	\$301,611	46.39%
Interest Revenues	\$82,000	\$15,606	\$100,327	(\$18,327)	122.35%
Rentals	\$39,000	\$1,133	\$31,254	\$7,746	80.14%
Donations	\$9,000	\$0	\$7,430	\$1,570	82.56%
Other Financing	\$1,095,700	\$0	\$415,639	\$680,062	37.93%
Interfund Transfers	\$6,243,609	\$450,000	\$4,050,000	\$2,193,609	64.87%
Sales of Fixed Assets	\$140,000	\$0	(\$315)	\$140,315	-0.23%
Miscellaneous	\$63,700	\$30,829	\$559,255	(\$495,555)	877.95%
Airport	\$514,031	\$70,870	\$441,634	\$72,397	85.92%
Pro Shop	\$115,650	\$11,988	\$88,661	\$26,989	76.66%
Hillcrest	\$400,400	\$36,922	\$264,475	\$135,925	66.05%
Total	\$20,582,293	\$2,923,798	\$15,742,079	\$4,840,214	123.52%

City of Orangeburg Revenue Breakdown Year to Date Figures Fiscal Year 17-18

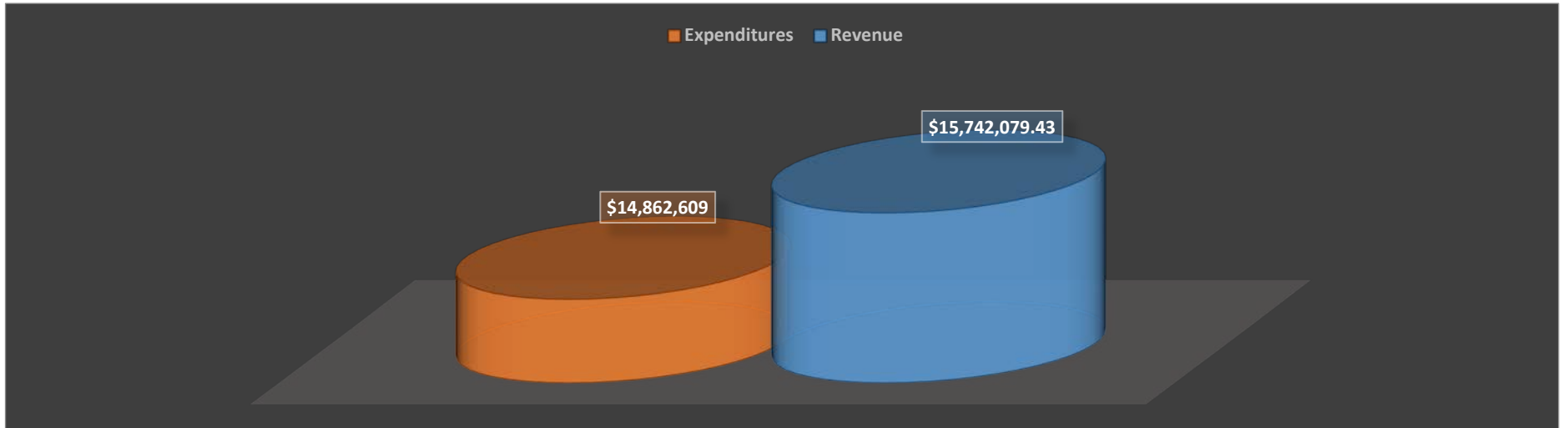


**Financial Management Report
Expenditures by Department
FY 2017-2018**

Through Month Ending June 30, 2018

<u>Dept #</u>	<u>Budget</u>	<u>Adopted Budget</u>	<u>Current Month Transactions</u>	<u>Y-T-D Encumbrances</u>	<u>Y-T-D Balance</u>	<u>Adopted Budget Less YTD Balance</u>	<u>% Used</u>
1	Executive	\$456,555	\$40,714	\$0	\$358,650	\$97,905	79%
10	Finance	\$1,177,252	\$66,799	\$3,988	\$736,041	\$437,223	63%
20	Administration	\$647,258	\$46,062	\$0	\$503,282	\$143,976	78%
40	Public Works	\$2,497,664	\$189,752	\$0	\$1,725,828	\$771,836	69%
60	Dept of Public Safety	\$8,492,203	\$637,869	\$45,284	\$6,424,568	\$2,022,351	76%
70	Parks & Recreation	\$2,092,051	\$170,901	\$0	\$1,614,605	\$477,446	77%
80	Non-Operating	\$3,472,058	\$264,750	\$0	\$1,354,492	\$2,117,566	39%
90	Service	\$717,171	\$47,555	\$0	\$542,507	\$174,664	76%
170	Airport	\$1,326,623	\$361,146	\$0	\$1,125,496	\$201,127	85%
180	Hillcrest Pro Shop	\$115,650	\$2,880	\$0	\$42,368	\$73,282	37%
185	Hillcrest Golf Course	\$656,806	\$46,655	\$0	\$434,771	\$222,035	66%
Total		\$21,651,291	\$1,875,084	\$49,272	\$14,862,609	\$6,739,411	68.87%

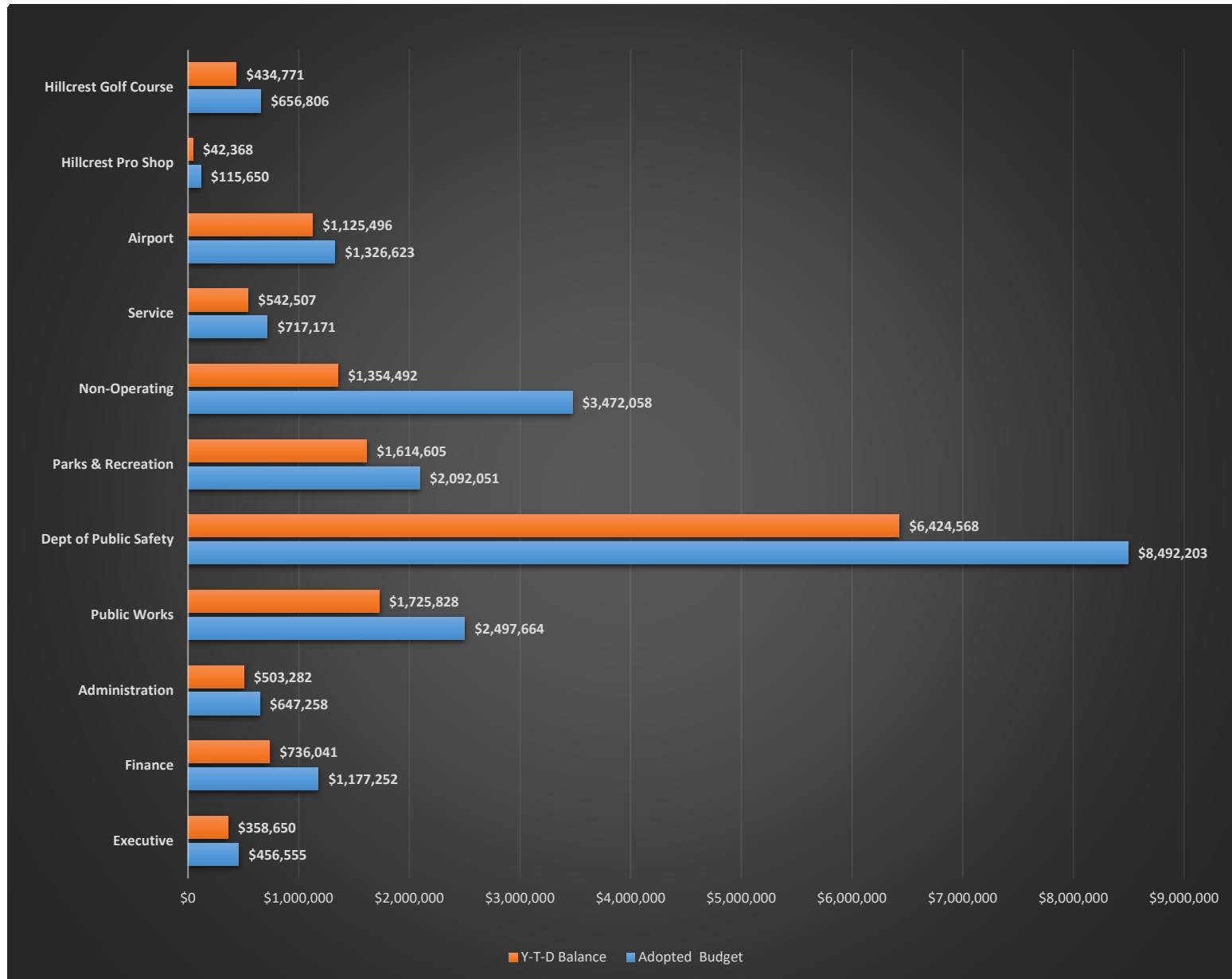
City of Orangeburg
Revenues and Expenditures
Budget Amounts Utilized or Collected Fiscal Year 17-18



City of Orangeburg

Budget versus Actual Expenditures

Current Fiscal Year to Date Fiscal Year 17-18



**City of Orangeburg
Current Fiscal Year Fund Balances
For Month Ending June 30, 2018**

<u>Fund #</u>	<u>Account</u>	<u>Balance</u>
1101	State Investment Pool	\$9,044,614.25
50	Firemen's Fund	\$32,766.06
60	Sunnyside Cemetery Fund	\$73,838.52
65	Orangeburg Cemetery Fund	\$15,954.18
80	SC Festival of Roses	\$26,255.42
90	Accommodations Tax Fund	\$27,598.20
95	Hospitality & Accommodations Tax Fund	\$230,611.74
095-2074	Hospitality & Accommodations Tax Investment Account	\$1,709,941.17
99	2006 County Capital 1% Sales Tax Account	\$440,557.83
099-2073	2006 County Capital Investment Account	\$4,434,022.50
110	Fire Equipment Fund	\$212.28
115	Victim's Advocate Fund	\$4,707.31
120	Drug Fund	\$245,617.39
130	Self Insurance Fund	\$186,908.60
188	Hillcrest Golf Course Capital	\$19,019.76
190	Stevenson Auditorium Renovation	\$18,266.05
200	Edisto Senior Games	\$4,489.52
300	Delinquent Tax Account	\$7,486.42
650	Community Development Corporation	\$114,868.01