



City of Orangeburg
Monthly Financial Report FY 2018-2019
For Month Ending July 31, 2019
Adopted Budget

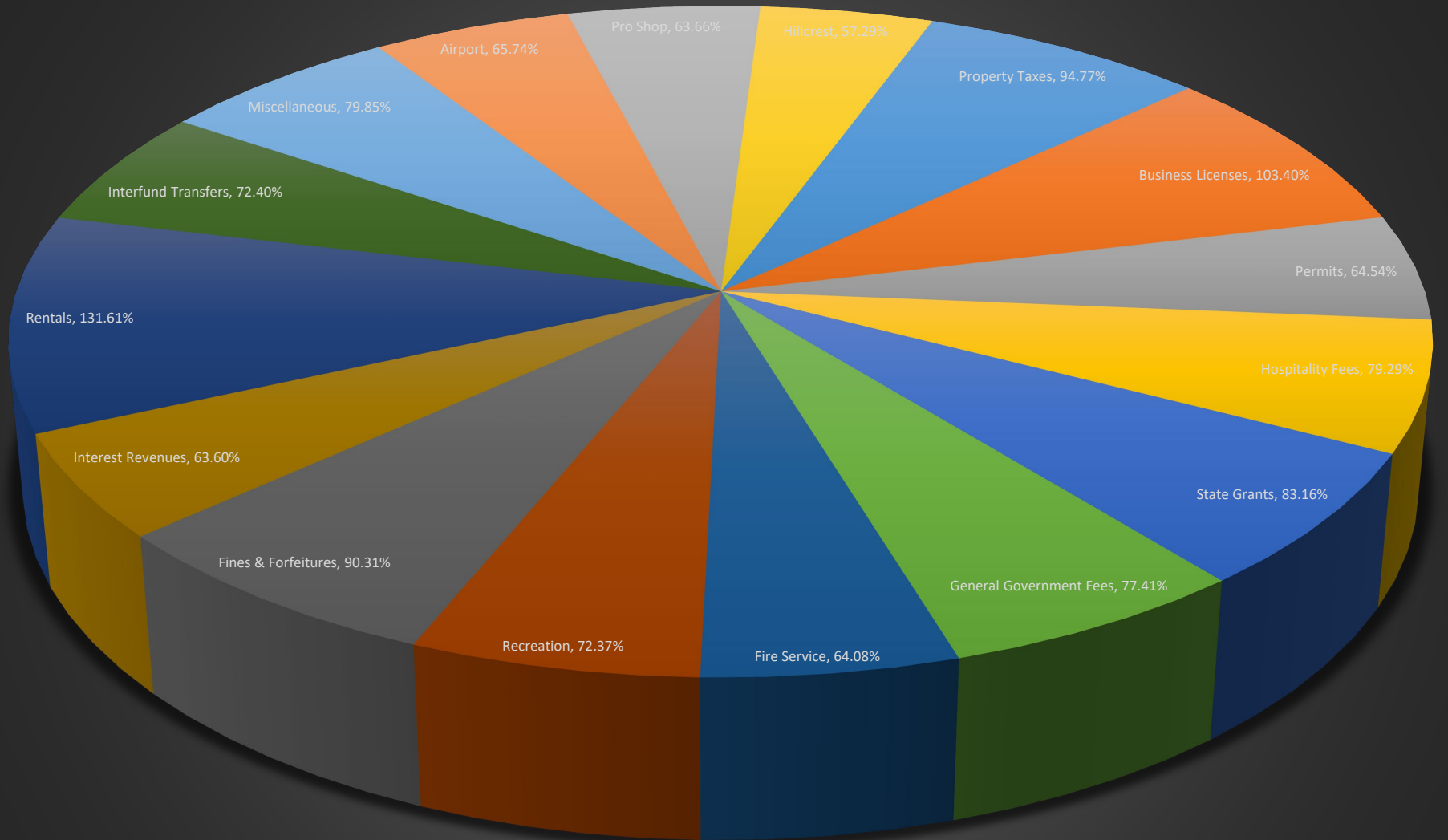
**Financial Management Report
Revenues by Department
FY 2018-2019**

Through Month Ending July 31, 2019

<u>Revenue Classification</u>	<u>Adopted Budget</u>	<u>Current Month Transactions</u>	<u>Y-T-D Balance</u>	<u>Adopted Budget Less YTD Balance</u>	<u>% Used</u>
Property Taxes	\$3,829,516	\$187,241	\$3,629,080	\$200,436	94.77%
Franchise Fees	\$146,000	\$40,402	\$116,096	\$29,904	79.52%
Business Licenses	\$3,294,300	\$25,618	\$3,406,407	(\$112,107)	103.40%
Permits	\$80,462	\$2,920	\$51,931	\$28,531	64.54%
Hospitality Fees	\$1,237,000	\$100,490	\$980,828	\$256,172	79.29%
Federal Grants	\$0	\$0	\$0	\$0	0.00%
State Grants	\$44,500	\$11,986	\$37,007	\$7,493	83.16%
State Shared Revenue	\$344,000	\$84,460	\$275,061	\$68,939	79.96%
General Government Fees	\$16,200	\$300	\$12,540	\$3,660	77.41%
Fire Service	\$1,230,000	\$1,721	\$788,169	\$441,831	64.08%
Sanitation Fees	\$1,154,000	\$103,718	\$931,996	\$222,004	80.76%
Recreation	\$216,000	\$16,716	\$156,322	\$59,678	72.37%
Fines & Forfeitures	\$429,340	\$43,920	\$387,755	\$41,585	90.31%
Interest Revenues	\$200,000	\$1,275	\$127,203	\$72,797	63.60%
Rentals	\$37,500	\$4,702	\$49,352	(\$11,852)	131.61%
Donations	\$6,500	\$0	\$6,121	\$379	94.17%
Other Financing	\$971,700	\$0	\$696,245	\$275,455	71.65%
Interfund Transfers	\$6,445,772	\$466,667	\$4,666,667	\$1,779,105	72.40%
Sales of Fixed Assets	\$70,000	\$0	\$43,965	\$26,035	62.81%
Miscellaneous	\$127,300	\$2,833	\$101,645	\$25,655	79.85%
Airport	\$600,175	\$48,385	\$394,569	\$205,606	65.74%
Pro Shop	\$128,050	\$7,886	\$81,511	\$46,539	63.66%
Hillcrest	\$412,200	\$22,629	\$236,136	\$176,064	57.29%
Total	\$21,020,515	\$1,173,871	\$17,176,602	\$3,843,913	81.71%

Updated projections were not finalized with Council until August and will be included in those numbers.

City of Orangeburg
Revenue Breakdown
Year to Date Figures Fiscal Year 18-19



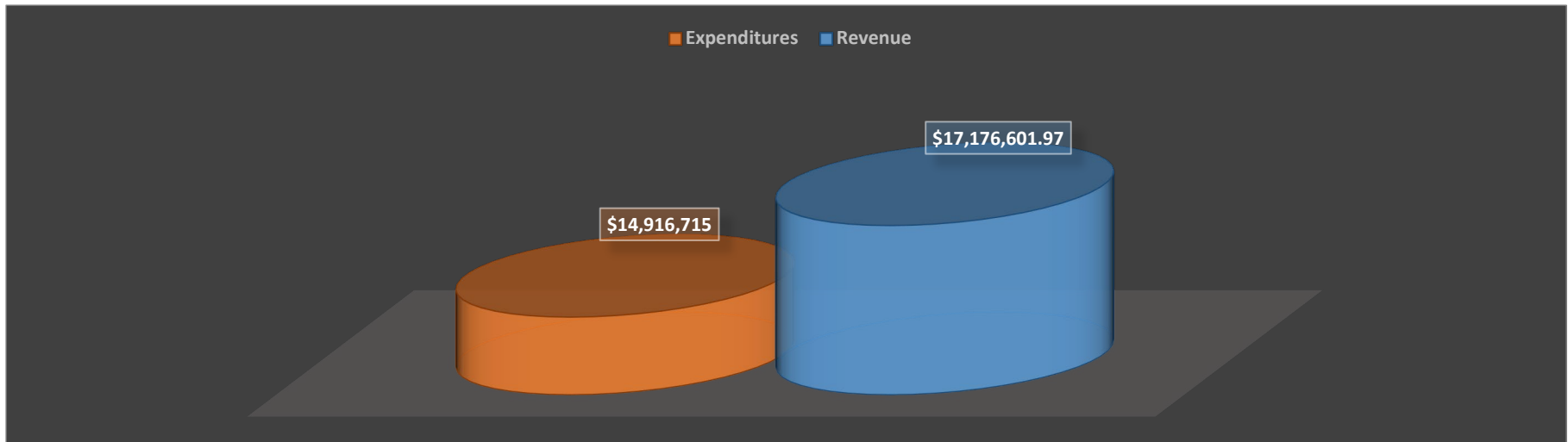
**Financial Management Report
Expenditures by Department
FY 2018-2019**

Through Month Ending July 31, 2019

<u>Dept #</u>	<u>Budget</u>	<u>Adopted Budget</u>	<u>Current Month Transactions</u>	<u>Y-T-D Encumbrances</u>	<u>Y-T-D Balance</u>	<u>Adopted Budget Less YTD Balance</u>	<u>% Used</u>
1	Executive	\$529,350	\$46,460	\$0	\$485,130	\$44,220	92%
10	Finance	\$912,254	\$57,789	\$0	\$797,133	\$115,121	87%
20	Administration	\$632,715	\$47,210	\$0	\$501,319	\$131,396	79%
40	Public Works	\$2,491,199	\$169,737	\$188,247	\$1,888,445	\$414,507	83%
60	Dept of Public Safety	\$8,444,410	\$637,935	\$157,550	\$6,670,732	\$1,616,128	81%
70	Parks & Recreation	\$2,560,858	\$200,872	\$0	\$1,805,385	\$755,473	70%
80	Non-Operating	\$3,685,676	\$380,910	\$0	\$1,017,815	\$2,667,861	28%
90	Service	\$621,628	\$46,399	\$0	\$484,464	\$137,164	78%
170	Airport	\$1,136,370	\$43,694	\$0	\$749,514	\$386,857	66%
180	Hillcrest Pro Shop	\$128,050	\$5,231	\$0	\$42,590	\$85,460	33%
185	Hillcrest Golf Course	\$587,336	\$49,374	\$0	\$474,189	\$113,147	81%
Total		\$21,729,846	\$1,685,612	\$345,797	\$14,916,715	\$6,467,334	70.24%

Updated projections were not finalized with Council until August and will be included in those numbers.

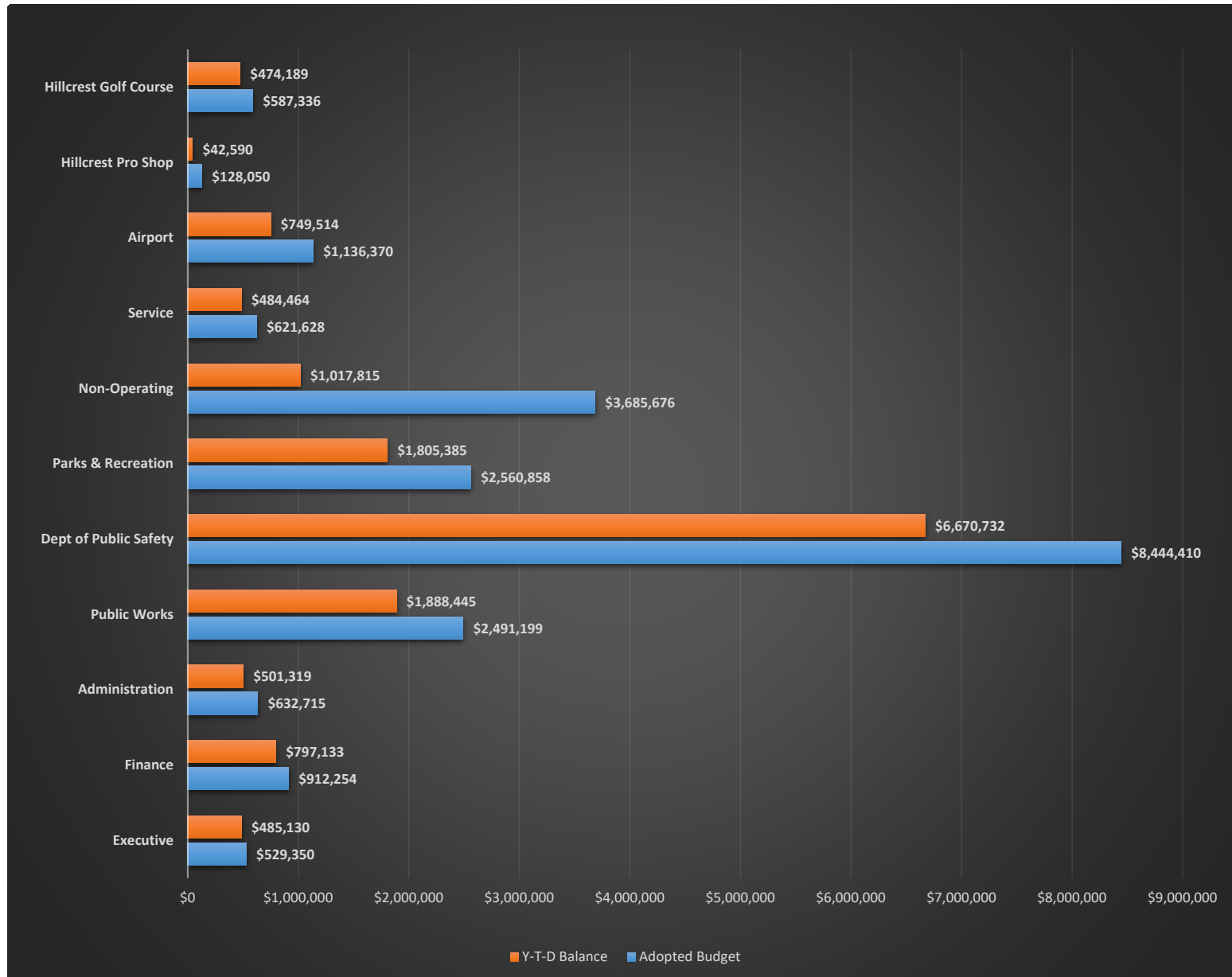
City of Orangeburg
Revenues and Expenditures
Budget Amounts Utilized or Collected Fiscal Year 18-19



City of Orangeburg

Budget versus Actual Expenditures

Current Fiscal Year to Date Fiscal Year 18-19



**City of Orangeburg
Current Fiscal Year Fund Balances
For Month Ending July 31, 2019**

<u>Fund #</u>	<u>Account</u>	<u>Balance</u>
1101	State Investment Pool	\$10,485,182.76
50	Firemen's Fund	\$90,883.30
60	Sunnyside Cemetery Fund	\$78,541.77
65	Orangeburg Cemetery Fund	\$15,954.18
80	SC Festival of Roses	\$35,455.06
90	Accommodations Tax Fund	\$42,084.38
95	Hospitality & Accommodations Tax Fund	\$585,543.30
095-2074	Hospitality & Accommodations Tax Investment Account	\$1,755,798.08
99	2006 County Capital 1% Sales Tax Account	\$492,702.53
099-2073	2006 County Capital Investment Account	\$2,341,862.35
110	Fire Equipment Fund	\$212.28
115	Victim's Advocate Fund	\$9,543.48
118	Seized Funds	\$32,340.82
120	Drug Fund	\$146,200.49
130	Self Insurance Fund	\$191,921.15
188	Hillcrest Golf Course Capital	\$19,019.76
190	Stevenson Auditorium Renovation	\$39,440.92
200	Edisto Senior Games	\$4,236.37
300	Delinquent Tax Account	\$29,273.64
650	Community Development Corporation	\$14,902.09