

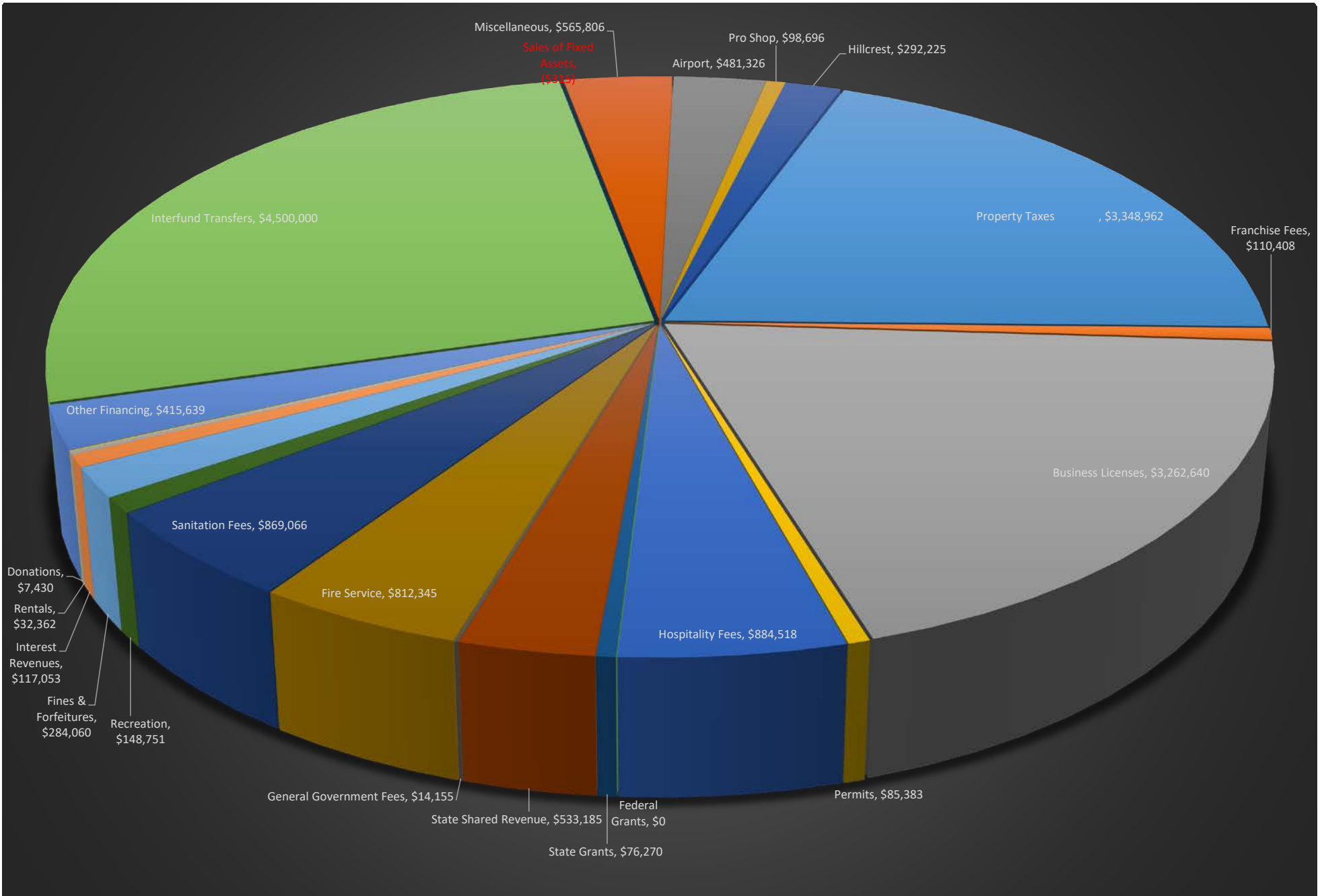


City of Orangeburg
Monthly Financial Report FY 2017-2018
For Month Ending July 31, 2018
Adopted Budget

Financial Management Report
Revenues by Department
FY 2017-2018
Through Month Ending July 31, 2018

<u>Revenue Classification</u>	<u>Amended Budget</u>	<u>Current Month Transactions</u>	<u>Y-T-D Balance</u>	<u>Amended Budget Less YTD Balance</u>	<u>% Used</u>
Property Taxes	\$3,631,031	\$240,156	\$3,348,962	\$282,068	92.23%
Franchise Fees	\$148,000	\$37,357	\$110,408	\$37,592	74.60%
Business Licenses	\$3,296,300	\$18,020	\$3,262,640	\$33,660	98.98%
Permits	\$90,462	\$4,725	\$85,383	\$5,079	94.39%
Hospitality Fees	\$1,180,000	\$104,707	\$884,518	\$295,482	74.96%
Federal Grants	\$0	\$0	\$0	\$0	0.00%
State Grants	\$93,134	\$5,627	\$76,270	\$16,864	81.89%
State Shared Revenue	\$615,494	\$80,162	\$533,185	\$82,309	86.63%
General Government Fees	\$16,000	\$1,710	\$14,155	\$1,846	88.47%
Fire Service	\$832,000	\$2,671	\$812,345	\$19,656	97.64%
Sanitation Fees	\$1,025,000	\$96,307	\$869,066	\$155,934	84.79%
Recreation	\$152,992	\$31,511	\$148,751	\$4,241	97.23%
Fines & Forfeitures	\$379,300	\$23,071	\$284,060	\$95,240	74.89%
Interest Revenues	\$145,000	\$16,726	\$117,053	\$27,947	80.73%
Rentals	\$36,000	\$1,108	\$32,362	\$3,638	89.89%
Donations	\$7,430	\$0	\$7,430	\$0	100.00%
Other Financing	\$998,600	\$0	\$415,639	\$582,962	41.62%
Interfund Transfers	\$5,243,089	\$450,000	\$4,500,000	\$743,089	85.83%
Sales of Fixed Assets	\$20,000	\$0	(\$315)	\$20,315	-1.57%
Miscellaneous	\$691,777	\$7,294	\$565,806	\$125,971	81.79%
Airport	\$568,767	\$39,692	\$481,326	\$87,441	84.63%
Pro Shop	\$122,280	\$10,036	\$98,696	\$23,583	80.71%
Hillcrest	\$401,338	\$27,750	\$292,225	\$109,113	72.81%
Total	\$19,693,994	\$1,198,630	\$16,939,966	\$2,754,028	86.02%

City of Orangeburg Revenue Breakdown Year to Date Figures Fiscal Year 17-18

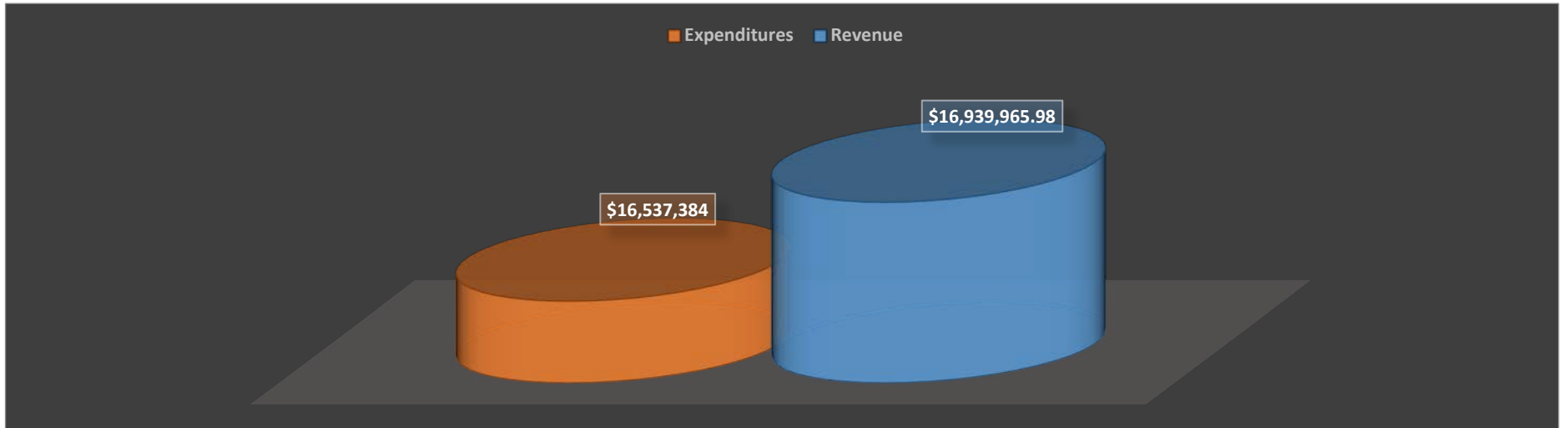


**Financial Management Report
Expenditures by Department
FY 2017-2018**

Through Month Ending July 31, 2018

<u>Dept #</u>	<u>Budget</u>	<u>Amended Budget</u>	<u>Current Month Transactions</u>	<u>Y-T-D Encumbrances</u>	<u>Y-T-D Balance</u>	<u>Amended Budget Less YTD Balance</u>	<u>% Used</u>
1	Executive	\$478,951	\$42,969	\$0	\$389,947	\$89,004	81%
10	Finance	\$1,140,361	\$48,743	\$0	\$764,050	\$376,311	67%
20	Administration	\$654,124	\$48,439	\$0	\$508,507	\$145,618	78%
40	Public Works	\$2,219,273	\$151,160	\$0	\$1,590,863	\$628,409	72%
60	Dept of Public Safety	\$8,344,044	\$698,847	\$34,975	\$6,909,976	\$1,399,093	83%
70	Parks & Recreation	\$2,092,597	\$183,091	\$0	\$1,750,001	\$342,596	84%
80	Non-Operating	\$3,003,342	\$1,050,340	\$0	\$2,404,832	\$598,510	80%
90	Service	\$668,917	\$42,482	\$10,893	\$570,207	\$87,816	87%
170	Airport	\$1,350,517	\$16,239	\$0	\$1,134,254	\$216,263	84%
180	Hillcrest Pro Shop	\$122,280	\$1,643	\$0	\$44,011	\$78,269	36%
185	Hillcrest Golf Course	\$580,665	\$40,591	\$0	\$470,736	\$109,929	81%
Total		\$20,655,070	\$2,324,544	\$45,868	\$16,537,384	\$4,071,817	80.29%

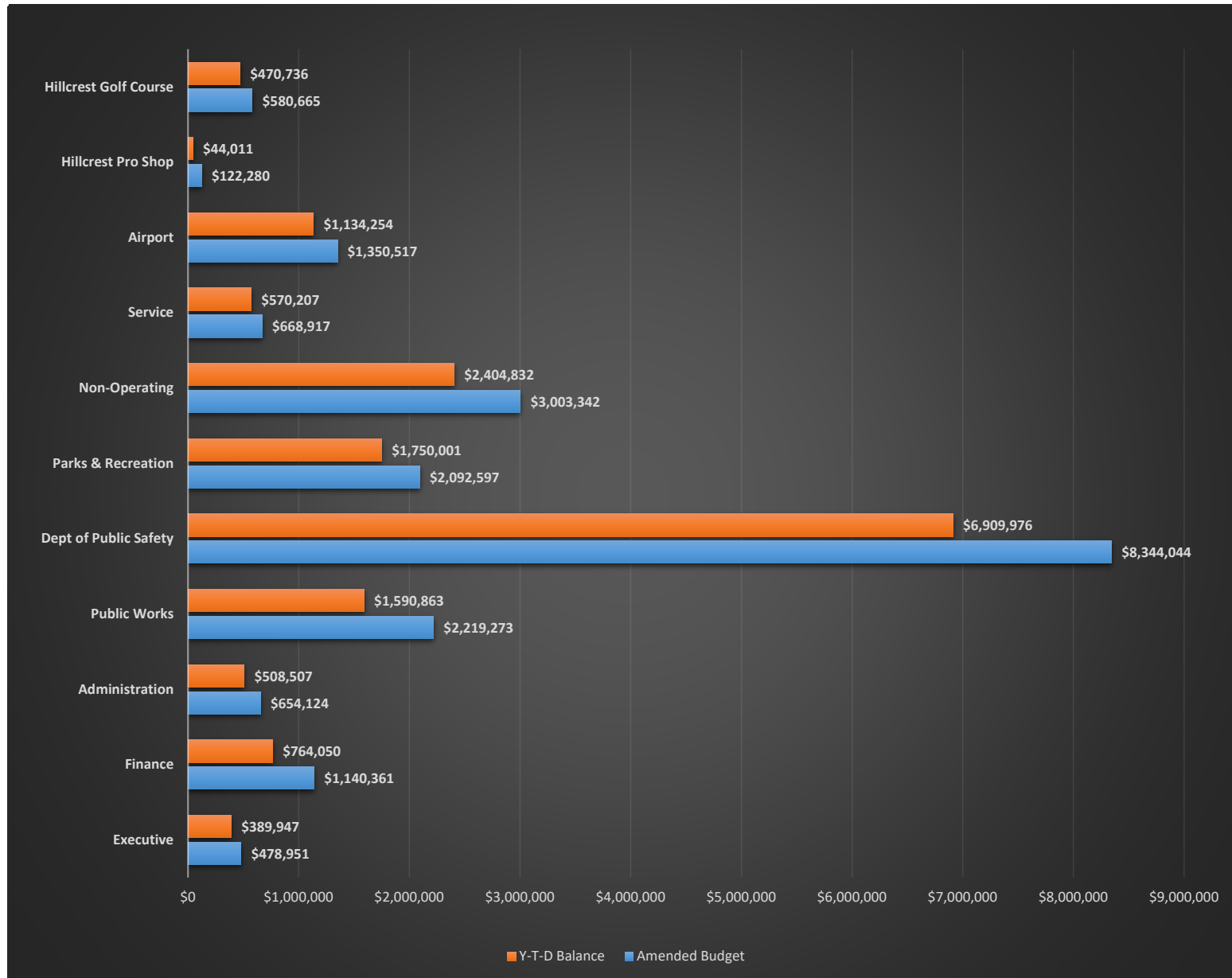
City of Orangeburg
Revenues and Expenditures
Budget Amounts Utilized or Collected Fiscal Year 17-18



City of Orangeburg

Budget versus Actual Expenditures

Current Fiscal Year to Date Fiscal Year 17-18



**City of Orangeburg
Current Fiscal Year Fund Balances
For Month Ending July 31, 2018**

<u>Fund #</u>	<u>Account</u>	<u>Balance</u>
1101	State Investment Pool	\$9,061,340.00
50	Firemen's Fund	\$32,543.32
60	Sunnyside Cemetery Fund	\$74,213.52
65	Orangeburg Cemetery Fund	\$15,954.18
80	SC Festival of Roses	\$24,459.42
90	Accommodations Tax Fund	\$52,481.26
95	Hospitality & Accommodations Tax Fund	\$416,459.47
095-2074	Hospitality & Accommodations Tax Investment Account	\$1,713,103.30
99	2006 County Capital 1% Sales Tax Account	\$1,623,027.48
099-2073	2006 County Capital Investment Account	\$2,441,261.80
110	Fire Equipment Fund	\$212.28
115	Victim's Advocate Fund	\$6,316.81
120	Drug Fund	\$254,057.41
130	Self Insurance Fund	\$187,254.26
188	Hillcrest Golf Course Capital	\$19,019.76
190	Stevenson Auditorium Renovation	\$16,246.35
200	Edisto Senior Games	\$4,489.52
300	Delinquent Tax Account	\$6,986.42
650	Community Development Corporation	\$114,887.21