



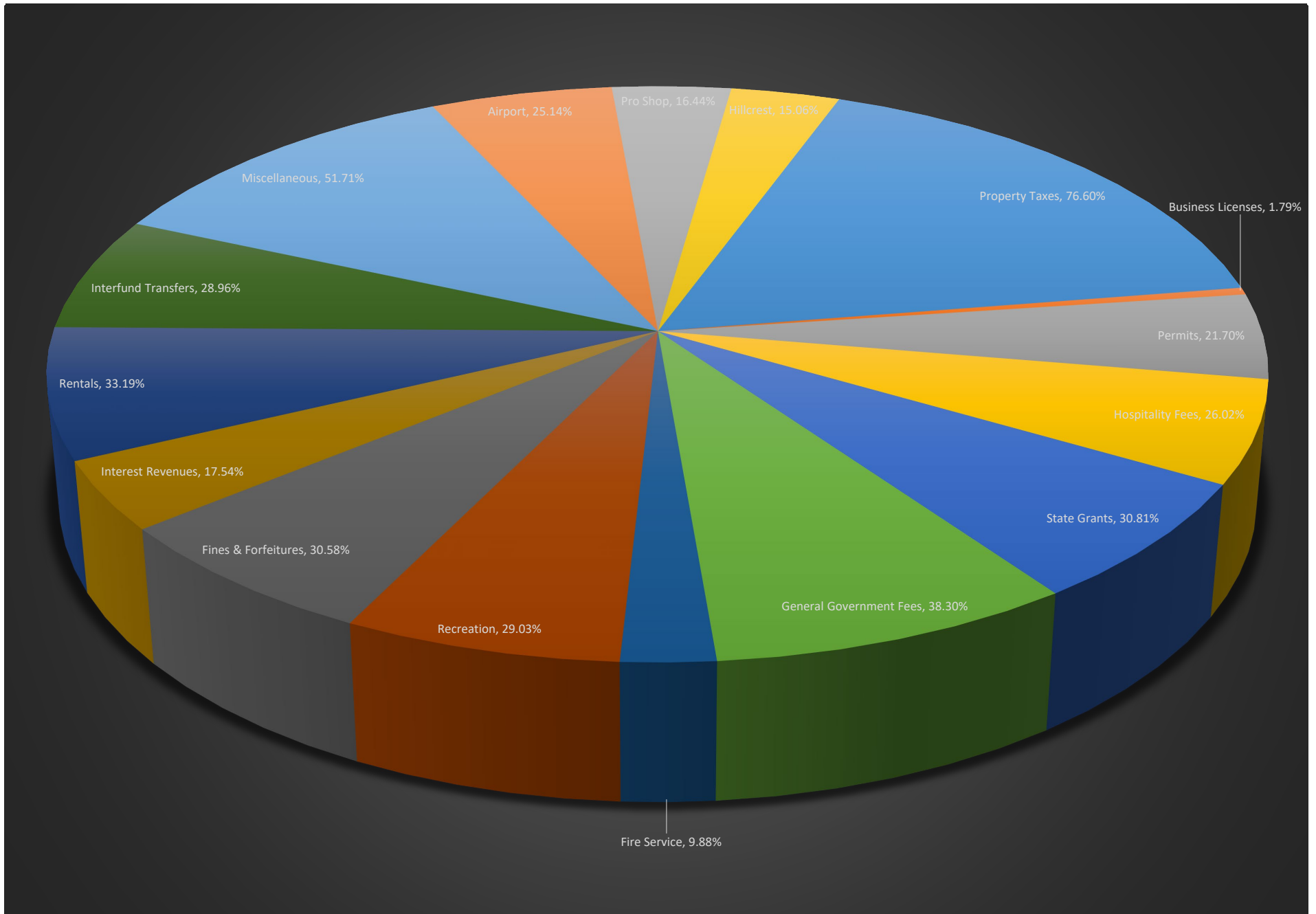
City of Orangeburg
Monthly Financial Report FY 2018-2019
For Month Ending January 31, 2019
Adopted Budget

Financial Management Report
Revenues by Department
FY 2018-2019

Through Month Ending January 31, 2019

<u>Revenue Classification</u>	<u>Adopted Budget</u>	<u>Current Month Transactions</u>	<u>Y-T-D Balance</u>	<u>Adopted Budget Less YTD Balance</u>	<u>% Used</u>
Property Taxes	\$3,829,516	\$1,412,829	\$2,933,423	\$896,093	76.60%
Franchise Fees	\$146,000	\$3,737	\$3,737	\$142,263	2.56%
Business Licenses	\$3,294,300	\$17,094	\$58,929	\$3,235,371	1.79%
Permits	\$80,462	\$2,450	\$17,460	\$63,002	21.70%
Hospitality Fees	\$1,237,000	\$209,809	\$321,865	\$915,135	26.02%
Federal Grants	\$0	\$0	\$0	\$0	0.00%
State Grants	\$44,500	\$10,704	\$13,711	\$30,789	30.81%
State Shared Revenue	\$344,000	\$0	\$0	\$344,000	0.00%
General Government Fees	\$16,200	\$435	\$6,205	\$9,995	38.30%
Fire Service	\$1,230,000	\$108,443	\$121,559	\$1,108,441	9.88%
Sanitation Fees	\$1,154,000	\$102,394	\$309,842	\$844,158	26.85%
Recreation	\$211,000	\$30,404	\$61,250	\$149,750	29.03%
Fines & Forfeitures	\$429,340	\$38,416	\$131,276	\$298,064	30.58%
Interest Revenues	\$200,000	\$11,192	\$35,083	\$164,917	17.54%
Rentals	\$42,500	\$3,428	\$14,107	\$28,393	33.19%
Donations	\$6,500	\$0	\$6,121	\$379	94.17%
Other Financing	\$971,700	\$512,851	\$512,851	\$458,849	52.78%
Interfund Transfers	\$6,445,772	\$466,667	\$1,866,667	\$4,579,105	28.96%
Sales of Fixed Assets	\$70,000	\$0	\$24,625	\$45,375	35.18%
Miscellaneous	\$127,300	\$7,860	\$65,832	\$61,468	51.71%
Airport	\$600,175	\$37,347	\$150,861	\$449,314	25.14%
Pro Shop	\$128,050	\$3,965	\$21,054	\$106,996	16.44%
Hillcrest	\$412,200	\$11,879	\$62,081	\$350,119	15.06%
Total	\$21,020,515	\$2,991,904	\$6,738,538	\$14,281,977	32.06%

City of Orangeburg Revenue Breakdown Year to Date Figures Fiscal Year 18-19

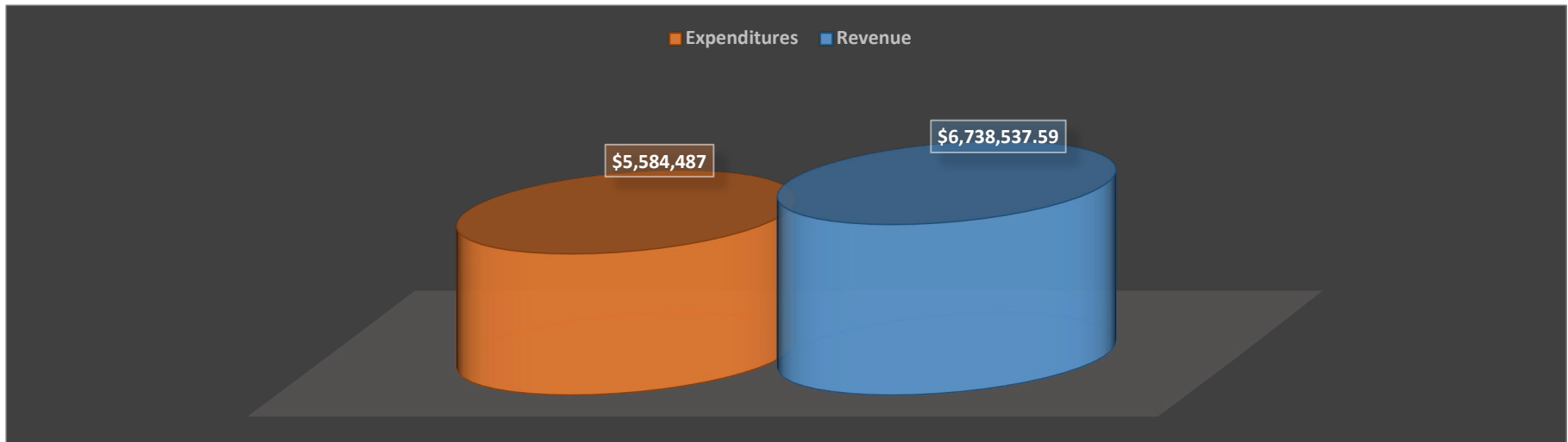


**Financial Management Report
Expenditures by Department
FY 2018-2019**

Through Month Ending January 31, 2019

Dept #	Budget	Adopted Budget	Current Month Transactions	Y-T-D Encumbrances	Y-T-D Balance	Adopted Budget Less YTD Balance	% Used
1	Executive	\$529,350	\$59,295	\$0	\$200,288	\$329,062	38%
10	Finance	\$912,254	\$58,248	\$25,238	\$274,270	\$612,746	33%
20	Administration	\$632,715	\$54,336	\$0	\$195,253	\$437,462	31%
40	Public Works	\$2,491,199	\$245,003	\$0	\$804,791	\$1,686,408	32%
60	Dept of Public Safety	\$8,444,410	\$757,348	\$65,699	\$2,712,114	\$5,666,597	33%
70	Parks & Recreation	\$2,560,858	\$183,658	\$0	\$669,508	\$1,891,350	26%
80	Non-Operating	\$3,685,676	\$65,264	\$0	\$222,616	\$3,463,060	6%
90	Service	\$621,628	\$49,835	\$0	\$199,456	\$422,172	32%
170	Airport	\$1,136,370	\$46,405	\$0	\$179,533	\$956,837	16%
180	Hillcrest Pro Shop	\$128,050	\$1,868	\$0	\$5,131	\$122,919	4%
185	Hillcrest Golf Course	\$397,353	\$34,463	\$0	\$121,528	\$275,825	31%
Total		\$21,539,863	\$1,555,724	\$90,936	\$5,584,487	\$15,864,440	26.35%

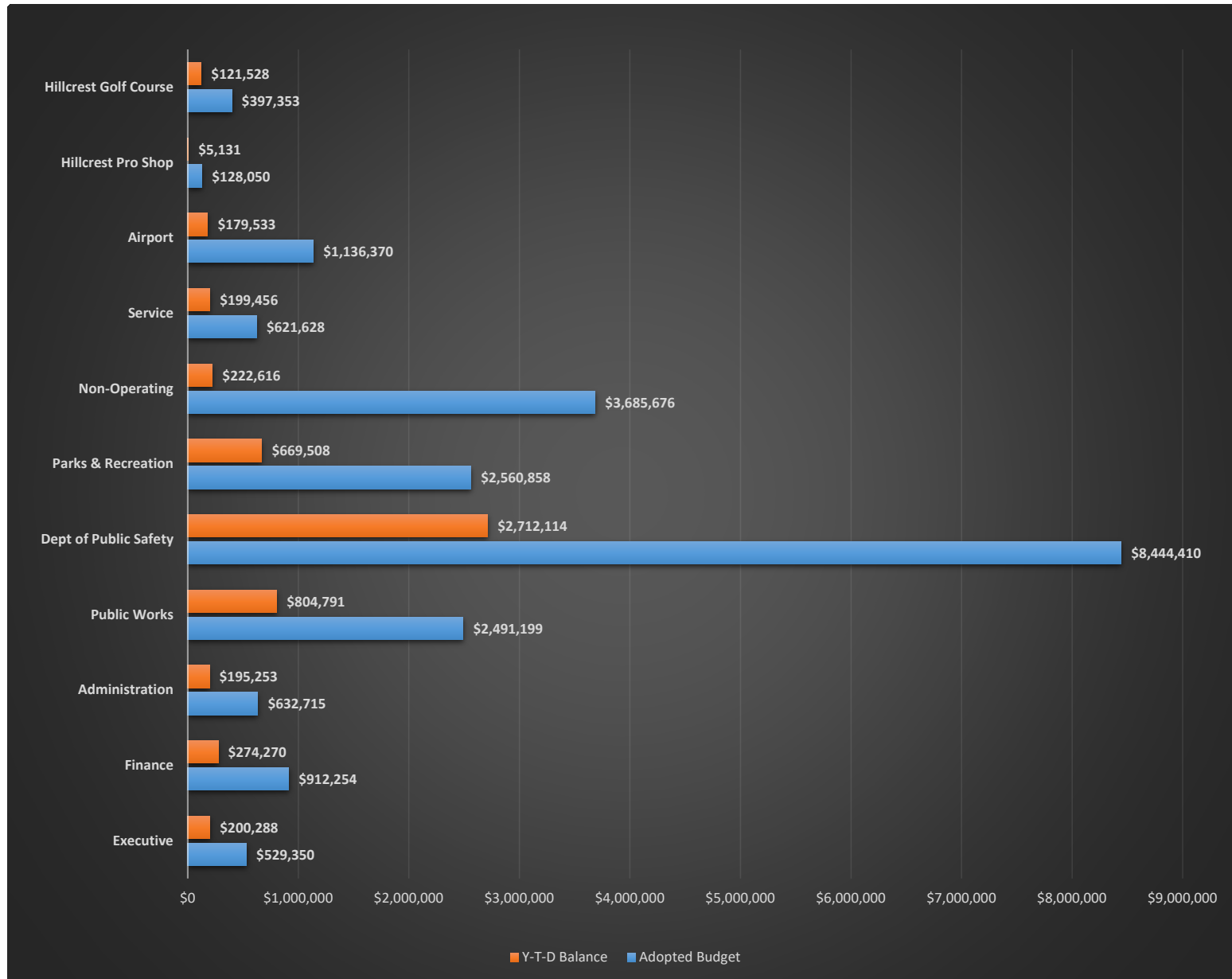
City of Orangeburg
Revenues and Expenditures
Budget Amounts Utilized or Collected Fiscal Year 18-19



City of Orangeburg

Budget versus Actual Expenditures

Current Fiscal Year to Date Fiscal Year 18-19



**City of Orangeburg
Current Fiscal Year Fund Balances
For Month Ending January 31, 2019**

<u>Fund #</u>	<u>Account</u>	<u>Balance</u>
1101	State Investment Pool	\$8,109,466.07
50	Firemen's Fund	\$99,735.47
60	Sunnyside Cemetery Fund	\$75,916.77
65	Orangeburg Cemetery Fund	\$15,954.18
80	SC Festival of Roses	\$25,298.54
90	Accommodations Tax Fund	\$34,373.75
95	Hospitality & Accommodations Tax Fund	\$619,649.33
095-2074	Hospitality & Accommodations Tax Investment Account	\$1,733,848.54
99	2006 County Capital 1% Sales Tax Account	\$3,163,822.83
099-2073	2006 County Capital Investment Account	\$4,491,642.40
110	Fire Equipment Fund	\$212.28
115	Victim's Advocate Fund	\$8,823.95
120	Drug Fund	\$165,970.49
130	Self Insurance Fund	\$189,521.80
188	Hillcrest Golf Course Capital	\$19,019.76
190	Stevenson Auditorium Renovation	\$29,059.22
200	Edisto Senior Games	\$4,281.37
300	Delinquent Tax Account	\$46,132.50
650	Community Development Corporation	\$14,894.70