



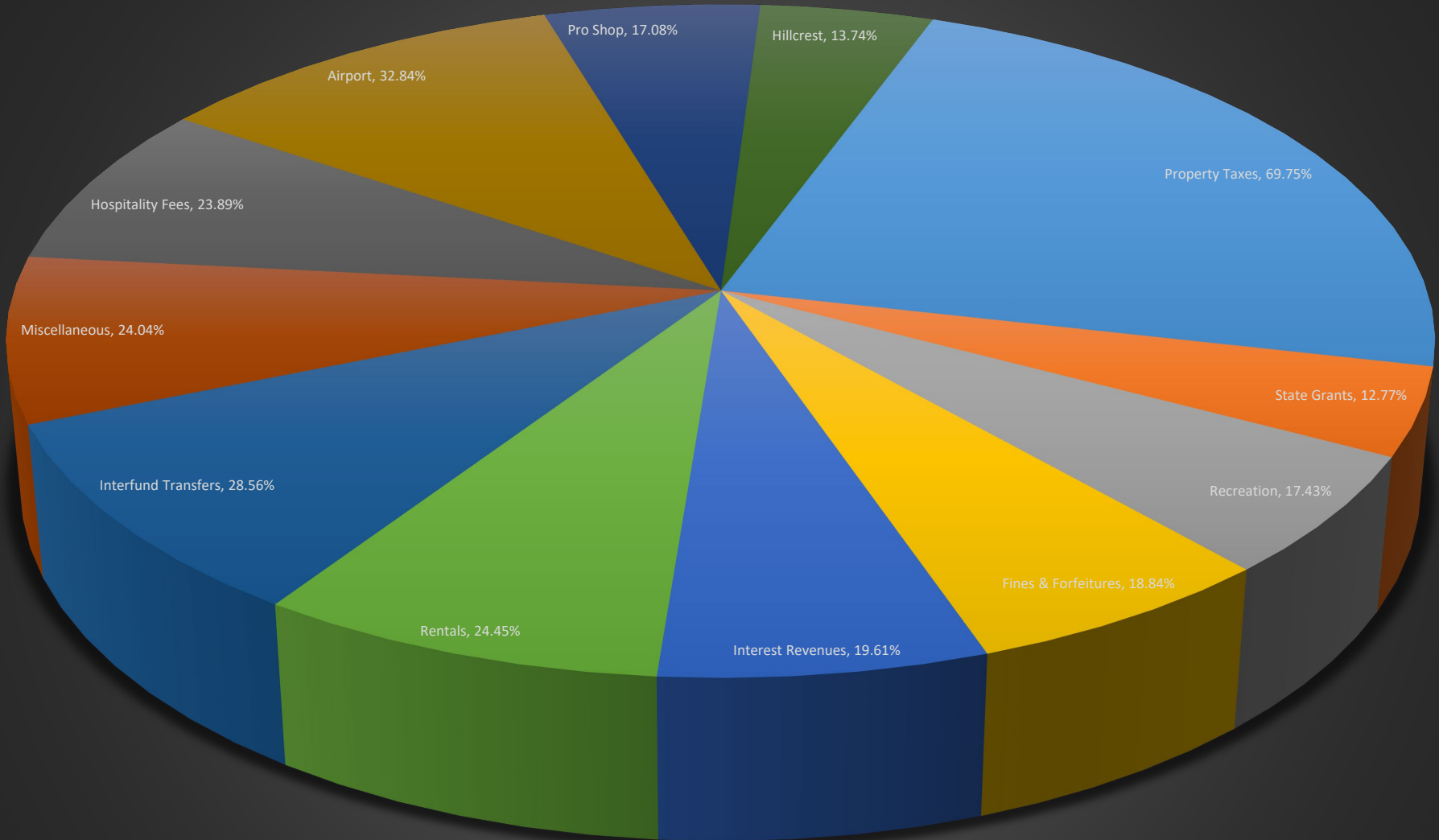
City of Orangeburg
Monthly Financial Report FY 2019-2020
For Month Ending January 31, 2020
Adopted Budget

Financial Management Report
Revenues by Department
FY 2019-2020

Through Month Ending January 31, 2020

<u>Revenue Classification</u>	<u>Adopted Budget</u>	<u>Current Month Transactions</u>	<u>Y-T-D Balance</u>	<u>Adopted Budget Less YTD Balance</u>	<u>% Used</u>
Property Taxes	\$3,949,947	\$1,386,275	\$2,755,213	\$1,194,734	69.75%
Franchise Fees	\$147,000	\$3,994	\$3,994	\$143,006	2.72%
Business Licenses	\$3,413,800	(\$2,209)	\$32,239	\$3,381,561	0.94%
Permits	\$57,456	\$6,435	\$15,600	\$41,856	27.15%
Federal Grants	\$0	\$0	\$0	\$0	0.00%
State Grants	\$84,347	\$8,841	\$10,773	\$73,574	12.77%
State Shared Revenue	\$348,000	\$82,770	\$84,155	\$263,845	24.18%
General Government Fees	\$13,510	\$60	\$555	\$12,955	4.11%
Fire Service	\$1,507,000	\$7,488	\$16,374	\$1,490,626	1.09%
Sanitation Fees	\$1,120,278	\$104,358	\$312,468	\$807,810	27.89%
Recreation	\$216,734	\$6,283	\$37,785	\$178,949	17.43%
Fines & Forfeitures	\$455,200	\$30,643	\$85,753	\$369,447	18.84%
Interest Revenues	\$160,000	\$10,367	\$31,372	\$128,628	19.61%
Rentals	\$57,000	\$3,719	\$13,939	\$43,061	24.45%
Donations	\$6,000	\$250	\$5,030	\$970	83.83%
Other Financing	\$3,434,000	\$460,000	\$460,000	\$2,974,000	13.40%
Interfund Transfers	\$6,536,119	\$466,667	\$1,866,667	\$4,669,452	28.56%
Sales of Fixed Assets	\$70,000	\$0	\$0	\$70,000	0.00%
Miscellaneous	\$190,262	\$22,412	\$45,736	\$144,526	24.04%
Hospitality Fees	\$1,324,000	\$105,517	\$316,277	\$1,007,723	23.89%
Airport	\$466,800	\$49,724	\$153,286	\$313,514	32.84%
Pro Shop	\$116,000	\$3,412	\$19,813	\$96,187	17.08%
Hillcrest	\$458,400	\$12,120	\$62,993	\$395,407	13.74%
Total	\$24,131,853	\$2,769,123	\$6,330,020	\$17,801,833	26.23%

City of Orangeburg
Revenue Breakdown
Year to Date Figures Fiscal Year 19-20

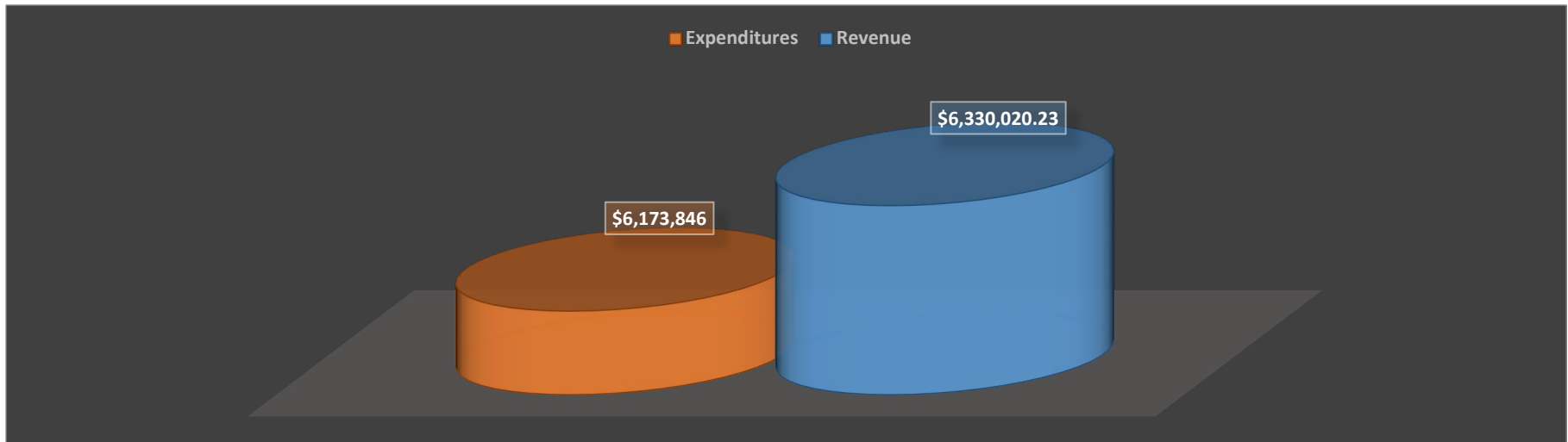


**Financial Management Report
Expenditures by Department
FY 2019-2020**

Through Month Ending January 31, 2020

<u>Dept #</u>	<u>Budget</u>	<u>Adopted Budget</u>	<u>Current Month Transactions</u>	<u>Y-T-D Encumbrances</u>	<u>Y-T-D Balance</u>	<u>Adopted Budget Less YTD Balance</u>	<u>% Used</u>
1	Executive	\$566,211	\$61,963	\$4,036	\$175,503	\$386,671	32%
10	Finance	\$1,083,165	\$155,690	\$4,800	\$463,654	\$614,711	43%
20	Administration	\$686,250	\$63,634	\$0	\$212,286	\$473,964	31%
40	Public Works	\$2,559,927	\$262,823	\$256,158	\$768,516	\$1,535,253	40%
60	Dept of Public Safety	\$11,102,961	\$952,896	\$183,979	\$2,753,494	\$8,165,488	26%
70	Parks & Recreation	\$2,918,289	\$288,052	\$34,125	\$825,399	\$2,058,765	29%
80	Non-Operating	\$2,214,991	\$91,382	\$100,000	\$372,670	\$1,742,321	21%
90	Service	\$634,856	\$76,172	\$0	\$202,441	\$432,415	32%
170	Airport	\$1,204,517	\$60,117	\$31,679	\$188,851	\$983,987	18%
180	Hillcrest Pro Shop	\$116,000	\$1,048	\$0	\$5,100	\$110,900	4%
185	Hillcrest Golf Course	\$731,363	\$68,175	\$3,800	\$205,932	\$521,631	29%
Total		\$23,818,530	\$2,081,953	\$618,577	\$6,173,846	\$17,026,107	28.52%

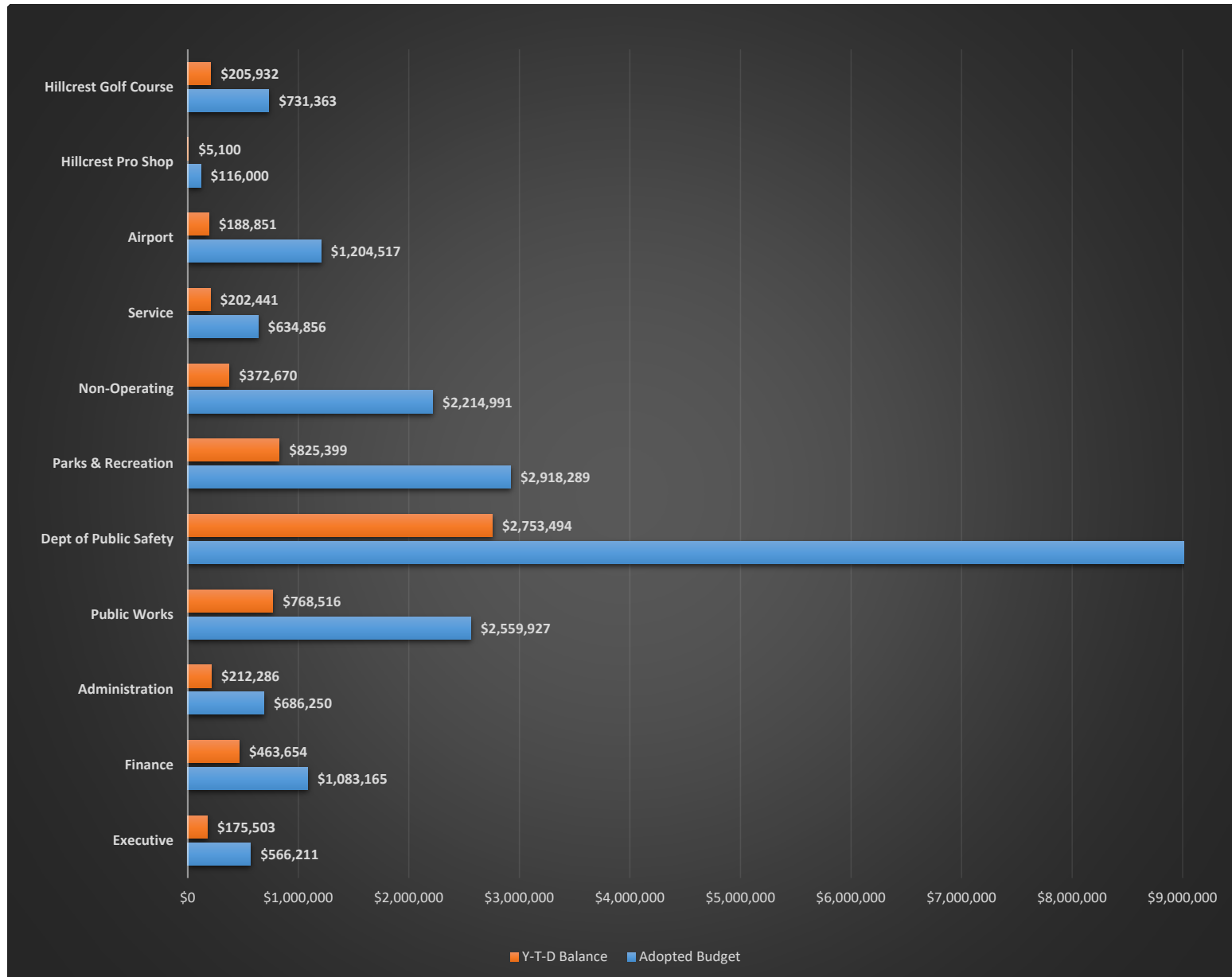
City of Orangeburg
Revenues and Expenditures
Budget Amounts Utilized or Collected Fiscal Year 19-20



City of Orangeburg

Budget versus Actual Expenditures

Current Fiscal Year to Date Fiscal Year 19-20



**City of Orangeburg
Current Fiscal Year Fund Balances
For Month Ending January 31, 2020**

<u>Fund #</u>	<u>Account</u>	<u>Balance</u>
1101	State Investment Pool	\$6,576,380.14
095-2074	Hospitality & Accommodations Tax Investment Account	\$1,773,562.22
099-2073	2006 County Capital Investment Account	\$1,358,906.26
130	Self Insurance Fund Investment Account	\$192,714.05
50	Firemen's Fund	\$43,745.39
60	Sunnyside Cemetery Fund	\$74,537.75
65	Orangeburg Cemetery Fund	\$15,954.18
80	SC Festival of Roses	\$35,110.61
90	Accommodations Tax Fund	\$60,096.98
95	Hospitality & Accommodations Tax Fund	(\$502,873.95)
99	2006 County Capital 1% Sales Tax Account	(\$53,123.32)
110	Fire Equipment Fund	\$212.28
115	Victim's Advocate Fund	\$9,290.87
118	Seized Funds	\$35,565.53
120	Drug Fund	\$88,702.26
188	Hillcrest Golf Course Capital	\$19,019.76
190	Stevenson Auditorium Renovation	\$16,947.58
200	Edisto Senior Games	\$3,883.93
300	Delinquent Tax Account	\$48,589.57
650	Community Development Corporation	\$8,899.02