



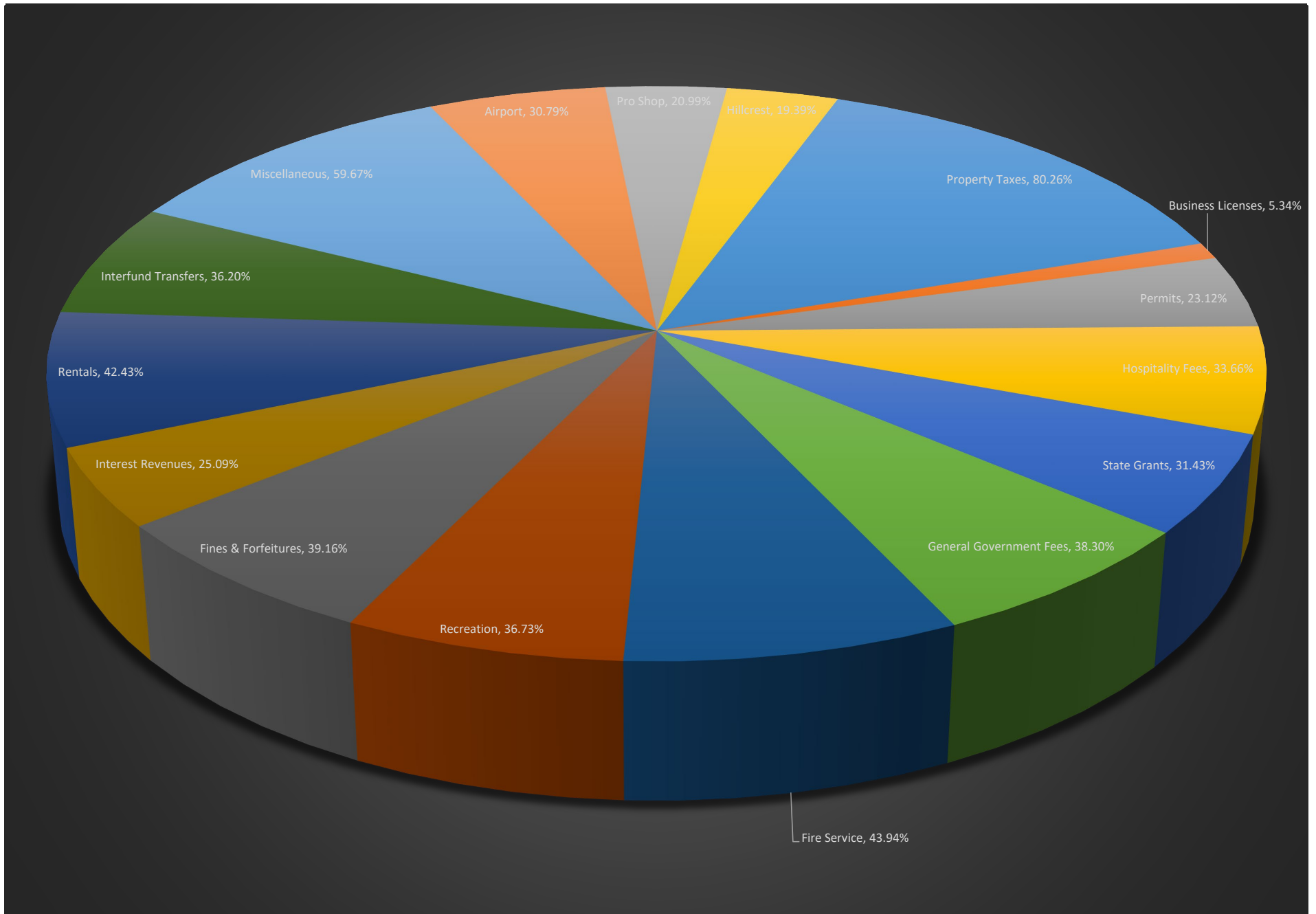
City of Orangeburg
Monthly Financial Report FY 2018-2019
For Month Ending February 28, 2019
Adopted Budget

Financial Management Report
Revenues by Department
FY 2018-2019

Through Month Ending February 28, 2019

<u>Revenue Classification</u>	<u>Adopted Budget</u>	<u>Current Month Transactions</u>	<u>Y-T-D Balance</u>	<u>Adopted Budget Less YTD Balance</u>	<u>% Used</u>
Property Taxes	\$3,829,516	\$140,312	\$3,073,735	\$755,781	80.26%
Franchise Fees	\$146,000	\$33,366	\$37,103	\$108,897	25.41%
Business Licenses	\$3,294,300	\$117,144	\$176,073	\$3,118,227	5.34%
Permits	\$80,462	\$1,140	\$18,600	\$61,862	23.12%
Hospitality Fees	\$1,237,000	\$94,500	\$416,364	\$820,655	33.66%
Federal Grants	\$0	\$0	\$0	\$0	0.00%
State Grants	\$44,500	\$276	\$13,987	\$30,513	31.43%
State Shared Revenue	\$344,000	\$104,080	\$104,080	\$239,920	30.26%
General Government Fees	\$16,200	\$0	\$6,205	\$9,995	38.30%
Fire Service	\$1,230,000	\$418,886	\$540,445	\$689,555	43.94%
Sanitation Fees	\$1,154,000	\$103,075	\$412,917	\$741,083	35.78%
Recreation	\$211,000	\$16,257	\$77,506	\$133,494	36.73%
Fines & Forfeitures	\$429,340	\$36,833	\$168,109	\$261,231	39.16%
Interest Revenues	\$200,000	\$15,105	\$50,187	\$149,813	25.09%
Rentals	\$42,500	\$3,927	\$18,034	\$24,466	42.43%
Donations	\$6,500	\$0	\$6,121	\$379	94.17%
Other Financing	\$971,700	\$11,681	\$524,532	\$447,168	53.98%
Interfund Transfers	\$6,445,772	\$466,667	\$2,333,333	\$4,112,439	36.20%
Sales of Fixed Assets	\$70,000	\$0	\$24,625	\$45,375	35.18%
Miscellaneous	\$127,300	\$10,124	\$75,955	\$51,345	59.67%
Airport	\$600,175	\$33,295	\$184,782	\$415,393	30.79%
Pro Shop	\$128,050	\$5,820	\$26,874	\$101,176	20.99%
Hillcrest	\$412,200	\$17,835	\$79,916	\$332,284	19.39%
Total	\$21,020,515	\$1,630,321	\$8,369,485	\$12,651,050	39.82%

City of Orangeburg Revenue Breakdown Year to Date Figures Fiscal Year 18-19

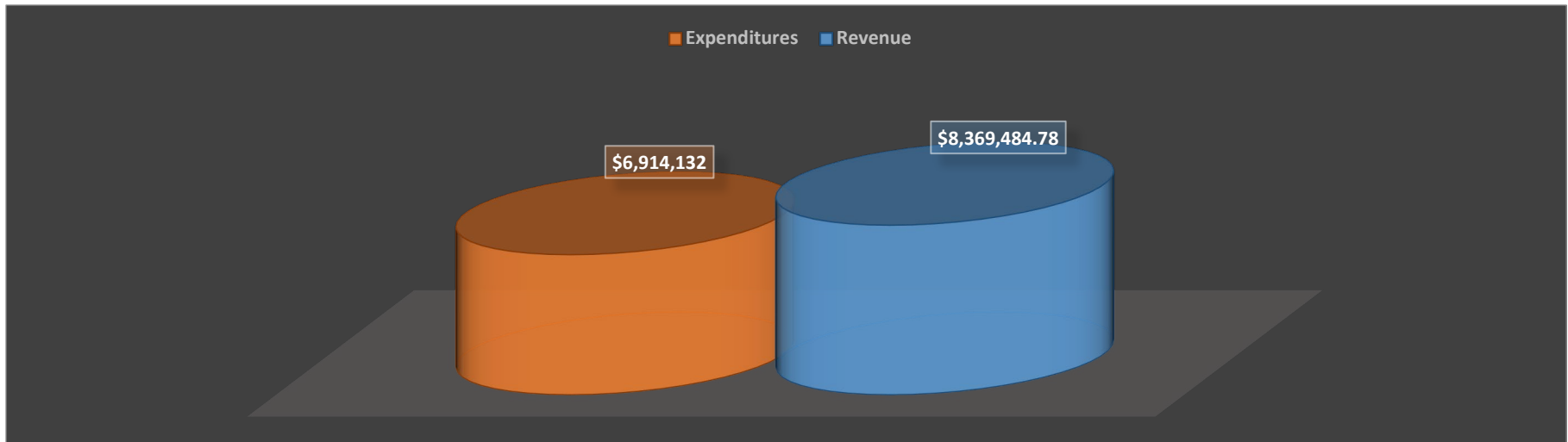


**Financial Management Report
Expenditures by Department
FY 2018-2019**

Through Month Ending February 28, 2019

Dept #	Budget	Adopted Budget	Current Month Transactions	Y-T-D Encumbrances	Y-T-D Balance	Adopted Budget Less YTD Balance	% Used
1	Executive	\$529,350	\$51,042	\$0	\$251,330	\$278,020	47%
10	Finance	\$912,254	\$84,080	\$1,407	\$358,351	\$552,496	39%
20	Administration	\$632,715	\$47,669	\$0	\$242,921	\$389,794	38%
40	Public Works	\$2,491,199	\$167,852	\$29,897	\$972,643	\$1,488,659	40%
60	Dept of Public Safety	\$8,444,410	\$644,693	\$212,934	\$3,356,807	\$4,874,669	42%
70	Parks & Recreation	\$2,560,858	\$156,011	\$0	\$825,519	\$1,735,339	32%
80	Non-Operating	\$3,685,676	\$63,371	\$0	\$285,987	\$3,399,689	8%
90	Service	\$621,628	\$38,945	\$0	\$238,401	\$383,227	38%
170	Airport	\$1,136,370	\$37,601	\$0	\$217,134	\$919,236	19%
180	Hillcrest Pro Shop	\$128,050	\$997	\$0	\$6,127	\$121,923	5%
185	Hillcrest Golf Course	\$397,353	\$37,384	\$0	\$158,912	\$238,441	40%
Total		\$21,539,863	\$1,329,645	\$244,237	\$6,914,132	\$14,381,494	33.23%

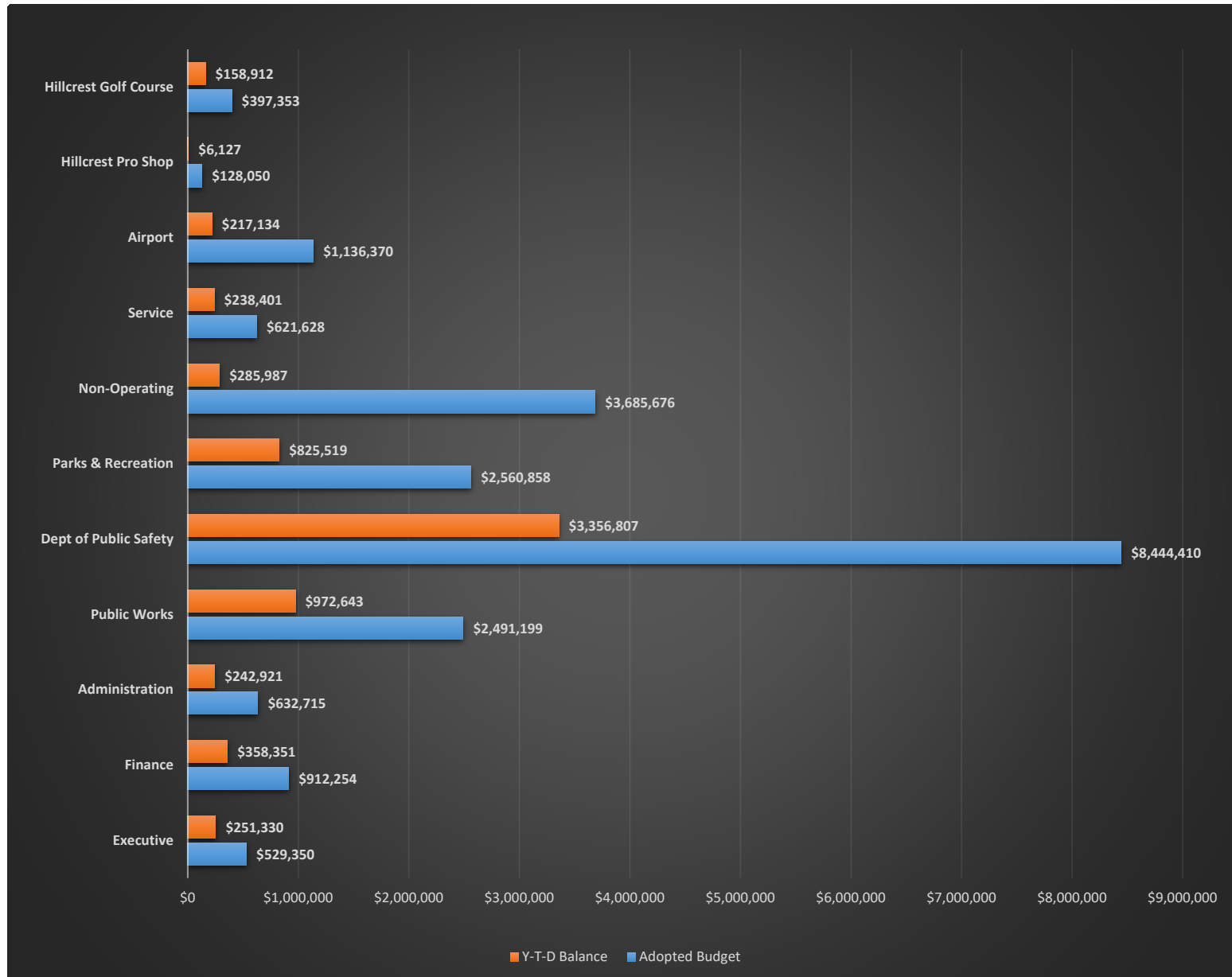
City of Orangeburg
Revenues and Expenditures
Budget Amounts Utilized or Collected Fiscal Year 18-19



City of Orangeburg

Budget versus Actual Expenditures

Current Fiscal Year to Date Fiscal Year 18-19



**City of Orangeburg
Current Fiscal Year Fund Balances
For Month Ending February 28, 2019**

<u>Fund #</u>	<u>Account</u>	<u>Balance</u>
1101	State Investment Pool	\$8,873,343.59
50	Firemen's Fund	\$98,750.56
60	Sunnyside Cemetery Fund	\$76,291.77
65	Orangeburg Cemetery Fund	\$15,954.18
80	SC Festival of Roses	\$25,298.54
90	Accommodations Tax Fund	\$31,589.97
95	Hospitality & Accommodations Tax Fund	\$708,921.71
095-2074	Hospitality & Accommodations Tax Investment Account	\$1,733,330.67
99	2006 County Capital 1% Sales Tax Account	\$3,162,401.59
099-2073	2006 County Capital Investment Account	\$4,500,663.06
110	Fire Equipment Fund	\$212.28
115	Victim's Advocate Fund	\$11,357.94
120	Drug Fund	\$171,299.16
130	Self Insurance Fund	\$189,902.45
188	Hillcrest Golf Course Capital	\$19,019.76
190	Stevenson Auditorium Renovation	\$27,140.30
200	Edisto Senior Games	\$4,236.37
300	Delinquent Tax Account	\$46,309.75
650	Community Development Corporation	\$14,895.84