



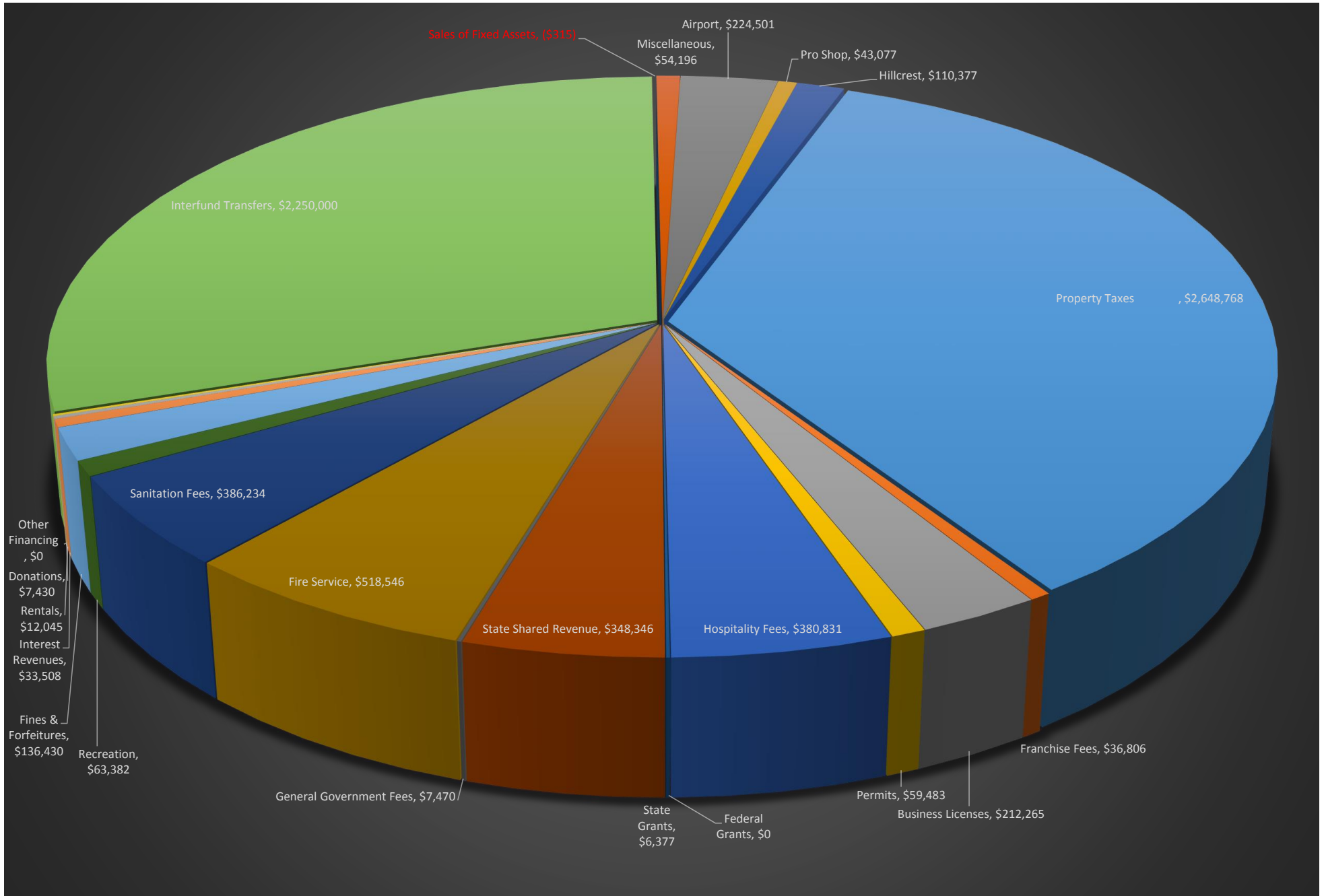
City of Orangeburg
Monthly Financial Report FY 2017-2018
For Month Ending February 28, 2018
Adopted Budget

**Financial Management Report
Revenues by Department
FY 2017-2018**

Through Month Ending February 28, 2018

<u>Revenue Classification</u>	<u>Adopted Budget</u>	<u>Current Month Transactions</u>	<u>Y-T-D Balance</u>	<u>Adopted Budget Less YTD Balance</u>	<u>% Used</u>
Property Taxes	\$3,633,008	\$87,695	\$2,648,768	\$984,241	72.91%
Franchise Fees	\$149,000	\$36,806	\$36,806	\$112,194	24.70%
Business Licenses	\$3,100,336	\$160,916	\$212,265	\$2,888,071	6.85%
Permits	\$40,459	\$4,280	\$59,483	(\$19,024)	147.02%
Hospitality Fees	\$1,237,000	\$92,020	\$380,831	\$856,169	30.79%
Federal Grants	\$0	\$0	\$0	\$0	0.00%
State Grants	\$190,000	\$653	\$6,377	\$183,623	3.36%
State Shared Revenue	\$346,000	\$78,852	\$348,346	(\$2,346)	100.68%
General Government Fees	\$4,800	\$1,318	\$7,470	(\$2,670)	155.63%
Fire Service	\$1,265,000	\$381,204	\$518,546	\$746,455	40.99%
Sanitation Fees	\$1,165,000	\$91,855	\$386,234	\$778,766	33.15%
Recreation	\$186,000	\$13,608	\$63,382	\$122,619	34.08%
Fines & Forfeitures	\$562,600	\$24,671	\$136,430	\$426,170	24.25%
Interest Revenues	\$82,000	\$250	\$33,508	\$48,492	40.86%
Rentals	\$39,000	\$3,348	\$12,045	\$26,955	30.89%
Donations	\$9,000	\$0	\$7,430	\$1,570	82.56%
Other Financing	\$1,095,700	\$0	\$0	\$1,095,700	0.00%
Interfund Transfers	\$6,243,609	\$450,000	\$2,250,000	\$3,993,609	36.04%
Sales of Fixed Assets	\$140,000	\$0	(\$315)	\$140,315	-0.23%
Miscellaneous	\$63,700	\$924	\$54,196	\$9,504	85.08%
Airport	\$514,031	\$43,868	\$224,501	\$289,530	43.67%
Pro Shop	\$115,650	\$7,922	\$43,077	\$72,573	37.25%
Hillcrest	\$400,400	\$25,690	\$110,377	\$290,023	27.57%
Total	\$20,582,293	\$1,505,878	\$7,539,756	\$13,042,537	163.37%

City of Orangeburg Revenue Breakdown Year to Date Figures Fiscal Year 17-18

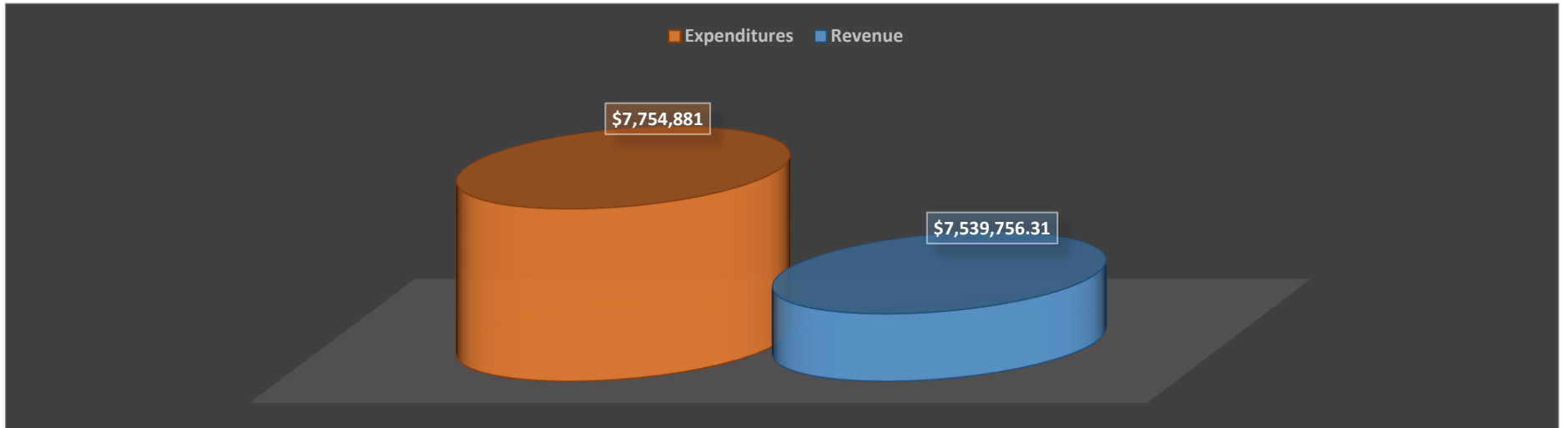


**Financial Management Report
Expenditures by Department
FY 2017-2018**

Through Month Ending February 28, 2018

<u>Dept #</u>	<u>Budget</u>	<u>Adopted Budget</u>	<u>Current Month Transactions</u>	<u>Y-T-D Encumbrances</u>	<u>Y-T-D Balance</u>	<u>Adopted Budget Less YTD Balance</u>	<u>% Used</u>
1	Executive	\$456,555	\$29,497	\$11,250	\$191,705	\$253,600	44%
10	Finance	\$1,177,252	\$107,479	\$3,250	\$412,442	\$761,560	35%
20	Administration	\$647,258	\$45,905	\$0	\$289,148	\$358,110	45%
40	Public Works	\$2,497,664	\$140,654	\$0	\$968,935	\$1,528,729	39%
60	Dept of Public Safety	\$8,492,203	\$537,043	\$42,136	\$3,486,731	\$4,963,336	42%
70	Parks & Recreation	\$2,092,051	\$139,142	\$0	\$887,019	\$1,205,032	42%
80	Non-Operating	\$3,472,058	\$132,214	\$0	\$599,188	\$2,872,870	17%
90	Service	\$717,171	\$42,896	\$0	\$303,337	\$413,834	42%
170	Airport	\$1,326,623	\$48,184	\$0	\$219,728	\$1,106,895	17%
180	Hillcrest Pro Shop	\$115,650	\$1,724	\$0	\$11,530	\$104,120	10%
185	Hillcrest Golf Course	\$656,806	\$33,917	\$0	\$385,119	\$271,687	59%
Total		\$21,651,291	\$1,258,657	\$56,636	\$7,754,881	\$13,839,773	36.08%

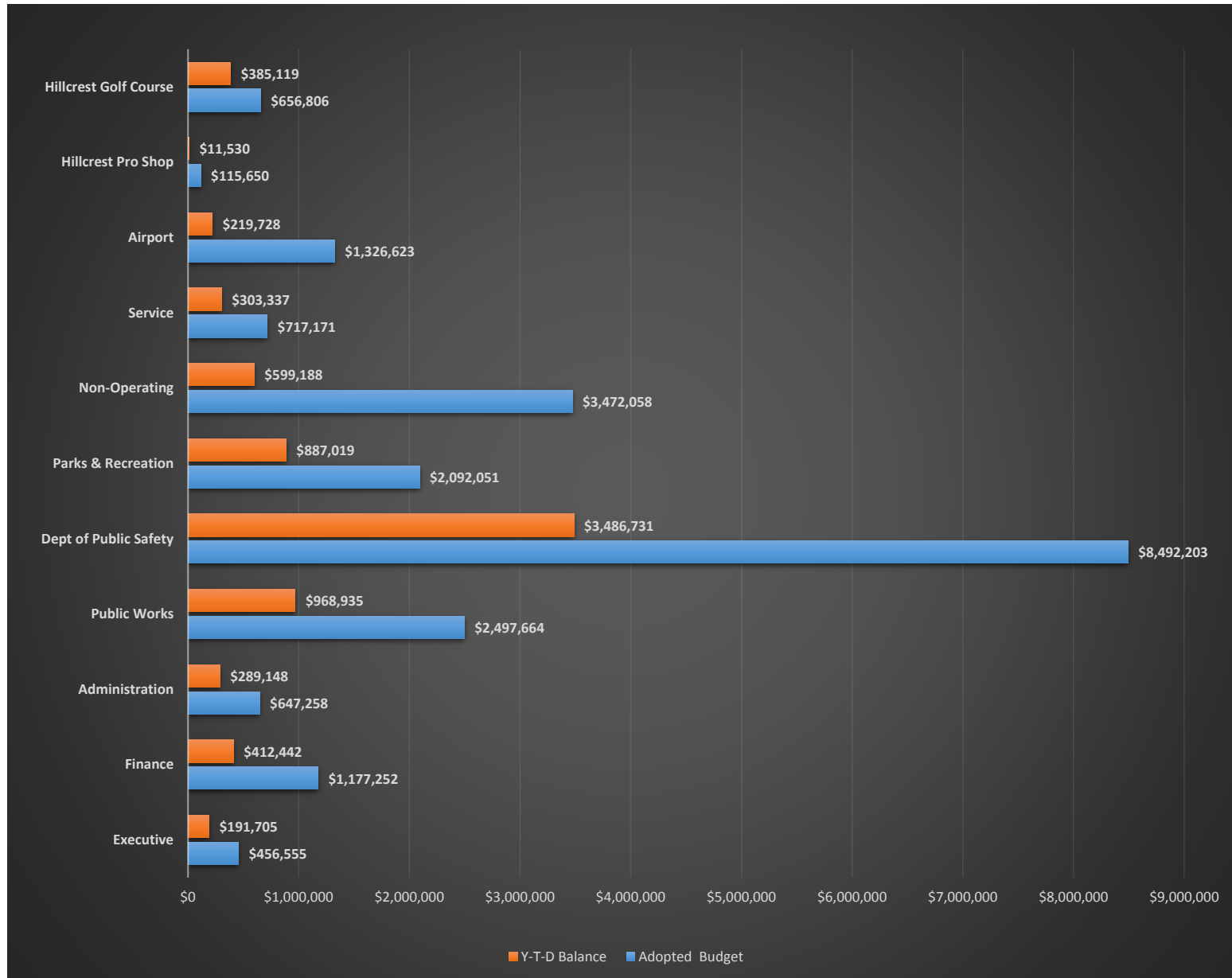
City of Orangeburg
Revenues and Expenditures
Budget Amounts Utilized or Collected Fiscal Year 17-18



City of Orangeburg

Budget versus Actual Expenditures

Current Fiscal Year to Date Fiscal Year 17-18



**City of Orangeburg
Current Fiscal Year Fund Balances
For Month Ending February 28, 2018**

<u>Fund #</u>	<u>Account</u>	<u>Balance</u>
1101	State Investment Pool	\$8,787,950.20
50	Firemen's Fund	\$97,014.78
60	Sunnyside Cemetery Fund	\$72,338.52
65	Orangeburg Cemetery Fund	\$15,954.18
80	SC Festival of Roses	\$15,354.99
90	Accommodations Tax Fund	\$41,928.67
95	Hospitality & Accommodations Tax Fund	\$1,593,674.78
095-2074	Hospitality & Accommodations Tax Investment Account	\$1,547,631.98
99	2006 County Capital 1% Sales Tax Account	\$2,573,990.49
099-2073	2006 County Capital Investment Account	\$1,622,601.07
110	Fire Equipment Fund	\$212.28
115	Victim's Advocate Fund	\$11,720.71
120	Drug Fund	\$87,354.70
130	Self Insurance Fund	\$185,683.73
188	Hillcrest Golf Course Capital	\$19,019.76
190	Stevenson Auditorium Renovation	\$22,578.30
200	Edisto Senior Games	\$4,628.62
300	Delinquent Tax Account	\$9,222.42
650	Community Development Corporation	\$14,860.47