



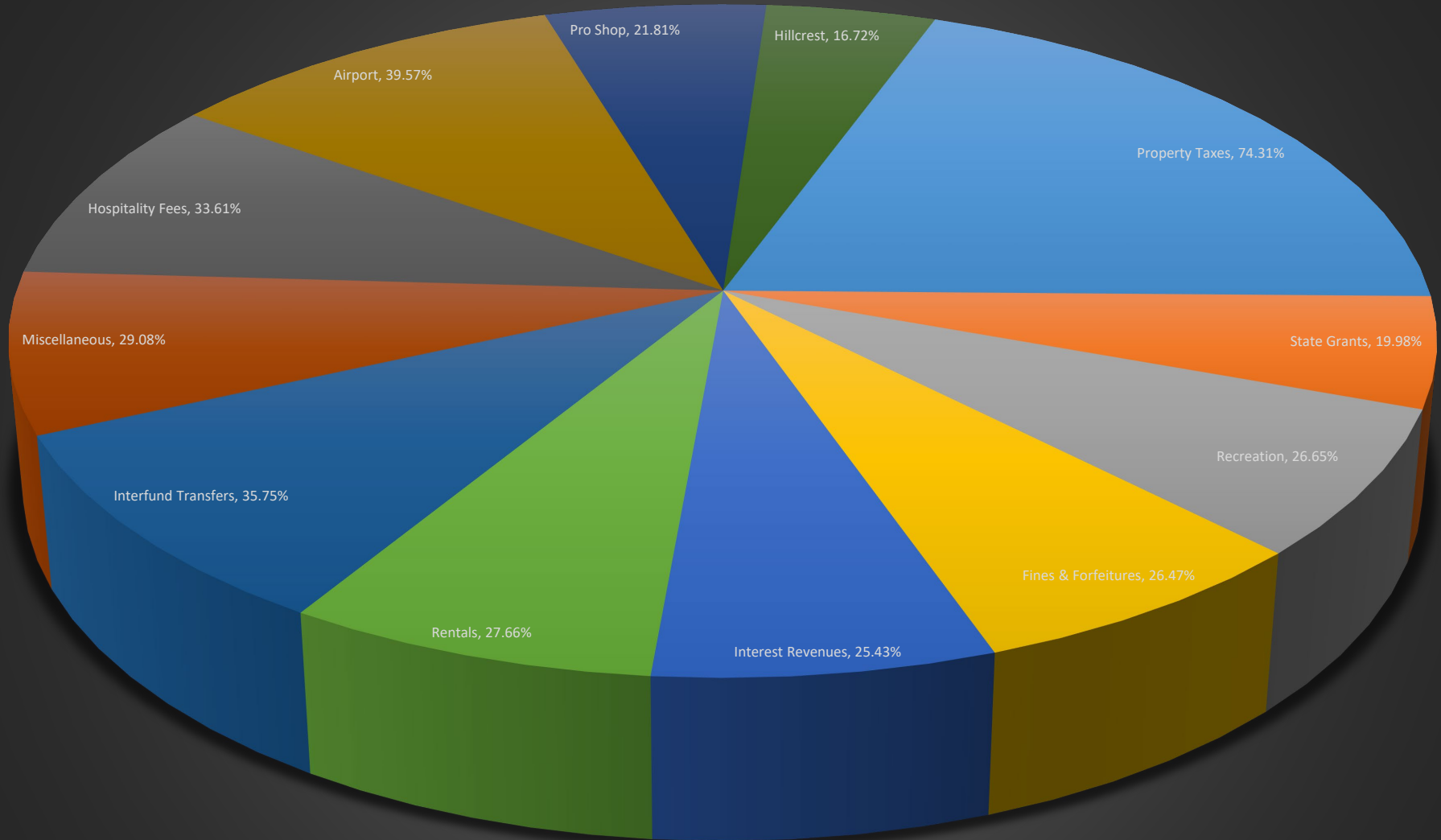
City of Orangeburg  
Monthly Financial Report FY 2019-2020  
For Month Ending February 29, 2020  
Adopted Budget

**Financial Management Report**  
**Revenues by Department**  
**FY 2019-2020**

**Through Month Ending February 29, 2020**

<u>Revenue Classification</u>	<u>Adopted Budget</u>	<u>Current Month Transactions</u>	<u>Y-T-D Balance</u>	<u>Adopted Budget Less YTD Balance</u>	<u>% Used</u>
Property Taxes	\$3,949,947	\$179,994	\$2,935,207	\$1,014,740	74.31%
Franchise Fees	\$147,000	\$35,367	\$39,360	\$107,640	26.78%
Business Licenses	\$3,413,800	\$42,691	\$74,929	\$3,338,871	2.19%
Permits	\$57,456	\$4,000	\$19,600	\$37,856	34.11%
Federal Grants	\$0	\$0	\$0	\$0	0.00%
State Grants	\$84,347	\$6,078	\$16,851	\$67,496	19.98%
State Shared Revenue	\$348,000	\$34,092	\$118,247	\$229,753	33.98%
General Government Fees	\$13,510	\$1,510	\$2,065	\$11,445	15.29%
Fire Service	\$1,507,000	\$461,402	\$477,776	\$1,029,224	31.70%
Sanitation Fees	\$1,120,278	\$104,094	\$416,562	\$703,716	37.18%
Recreation	\$216,734	\$19,965	\$57,751	\$158,983	26.65%
Fines & Forfeitures	\$455,200	\$34,752	\$120,504	\$334,696	26.47%
Interest Revenues	\$160,000	\$9,311	\$40,683	\$119,317	25.43%
Rentals	\$57,000	\$1,828	\$15,767	\$41,233	27.66%
Donations	\$6,000	\$0	\$5,030	\$970	83.83%
Other Financing	\$3,434,000	\$460,000	\$460,000	\$2,974,000	13.40%
Interfund Transfers	\$6,536,119	\$470,281	\$2,336,948	\$4,199,171	35.75%
Sales of Fixed Assets	\$70,000	\$0	\$0	\$70,000	0.00%
Miscellaneous	\$190,262	\$9,591	\$55,327	\$134,935	29.08%
Hospitality Fees	\$1,324,000	\$128,747	\$445,024	\$878,976	33.61%
Airport	\$466,800	\$31,441	\$184,726	\$282,074	39.57%
Pro Shop	\$116,000	\$5,486	\$25,298	\$90,702	21.81%
Hillcrest	\$458,400	\$13,699	\$76,651	\$381,749	16.72%
<b>Total</b>	<b>\$24,131,853</b>	<b>\$2,054,327</b>	<b>\$7,924,305</b>	<b>\$16,207,548</b>	<b>32.84%</b>

City of Orangeburg  
Revenue Breakdown  
Year to Date Figures Fiscal Year 19-20

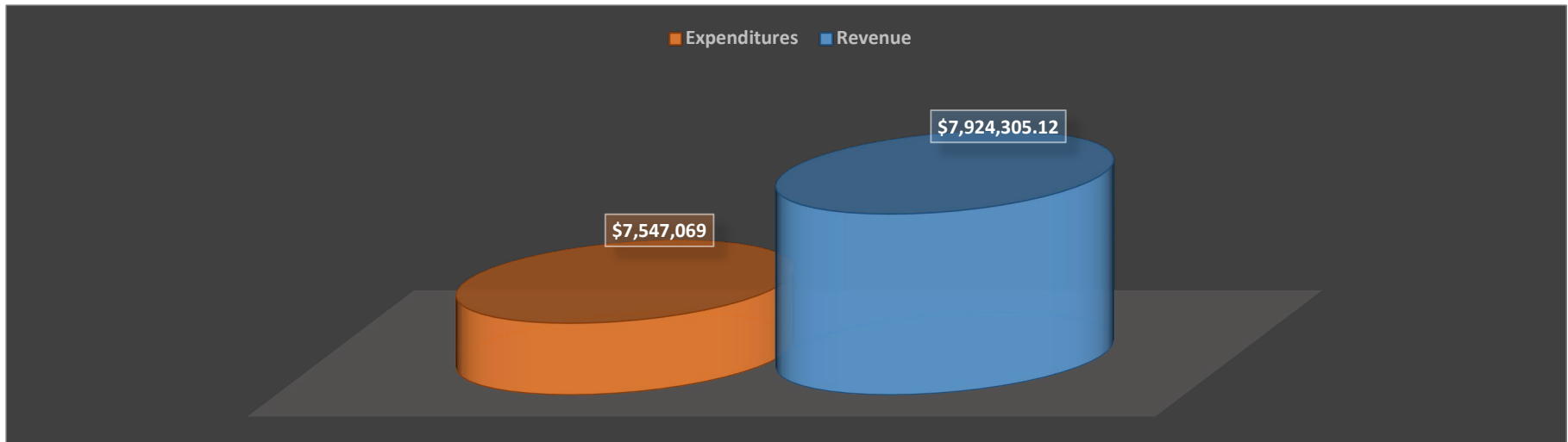


**Financial Management Report  
Expenditures by Department  
FY 2019-2020**

**Through Month Ending February 29, 2020**

<u>Dept #</u>	<u>Budget</u>	<u>Adopted Budget</u>	<u>Current Month Transactions</u>	<u>Y-T-D Encumbrances</u>	<u>Y-T-D Balance</u>	<u>Adopted Budget Less YTD Balance</u>	<u>% Used</u>
1	Executive	\$566,211	\$52,094	\$7,508	\$227,597	\$331,106	42%
10	Finance	\$1,083,165	\$72,228	\$3,866	\$535,882	\$543,417	50%
20	Administration	\$686,250	\$49,249	\$0	\$261,535	\$424,715	38%
40	Public Works	\$2,559,927	\$178,055	\$399,254	\$946,839	\$1,213,834	53%
60	Dept of Public Safety	\$11,102,961	\$514,860	\$216,643	\$3,269,156	\$7,617,162	31%
70	Parks & Recreation	\$2,918,289	\$197,201	\$34,125	\$1,022,859	\$1,861,305	36%
80	Non-Operating	\$2,214,991	\$163,319	\$0	\$535,989	\$1,679,002	24%
90	Service	\$634,856	\$43,060	\$0	\$245,567	\$389,289	39%
170	Airport	\$1,204,517	\$59,796	\$53,999	\$248,653	\$901,865	25%
180	Hillcrest Pro Shop	\$116,000	\$1,366	\$0	\$6,466	\$109,534	6%
185	Hillcrest Golf Course	\$731,363	\$40,593	\$3,800	\$246,525	\$481,038	34%
<b>Total</b>		<b>\$23,818,530</b>	<b>\$1,371,822</b>	<b>\$719,196</b>	<b>\$7,547,069</b>	<b>\$15,552,265</b>	<b>34.71%</b>

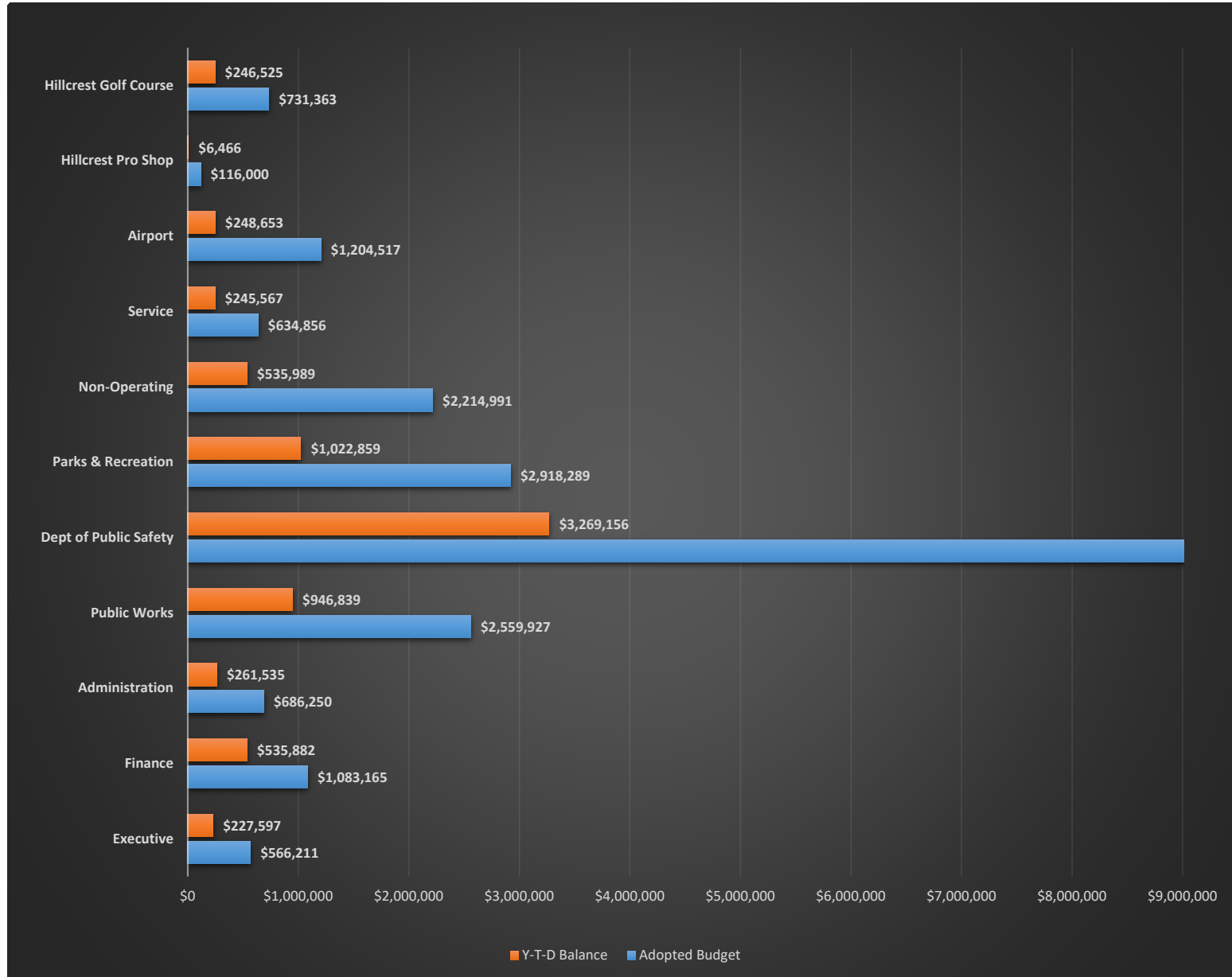
City of Orangeburg  
Revenues and Expenditures  
Budget Amounts Utilized or Collected Fiscal Year 19-20



# City of Orangeburg

## Budget versus Actual Expenditures

### Current Fiscal Year to Date Fiscal Year 19-20



**City of Orangeburg  
Current Fiscal Year Fund Balances  
For Month Ending February 29, 2020**

<u>Fund #</u>	<u>Account</u>	<u>Balance</u>
1101	State Investment Pool	\$6,602,558.51
095-2074	Hospitality & Accommodations Tax Investment Account	\$1,250,744.19
099-2073	2006 County Capital Investment Account	\$1,300,756.87
130	Self Insurance Fund Investment Account	\$194,144.00
50	Firemen's Fund	\$43,745.39
60	Sunnyside Cemetery Fund	\$74,537.75
65	Orangeburg Cemetery Fund	\$13,954.18
80	SC Festival of Roses	\$35,110.61
90	Accommodations Tax Fund	\$37,721.42
95	Hospitality & Accommodations Tax Fund	\$146,909.74
99	2006 County Capital 1% Sales Tax Account	(\$543.53)
110	Fire Equipment Fund	\$212.28
115	Victim's Advocate Fund	\$12,234.46
118	Seized Funds	\$35,565.89
120	Drug Fund	\$87,242.78
188	Hillcrest Golf Course Capital	\$19,019.76
190	Stevenson Auditorium Renovation	\$16,442.58
200	Edisto Senior Games	\$3,883.93
300	Delinquent Tax Account	\$46,131.69
650	Community Development Corporation	\$8,899.11