



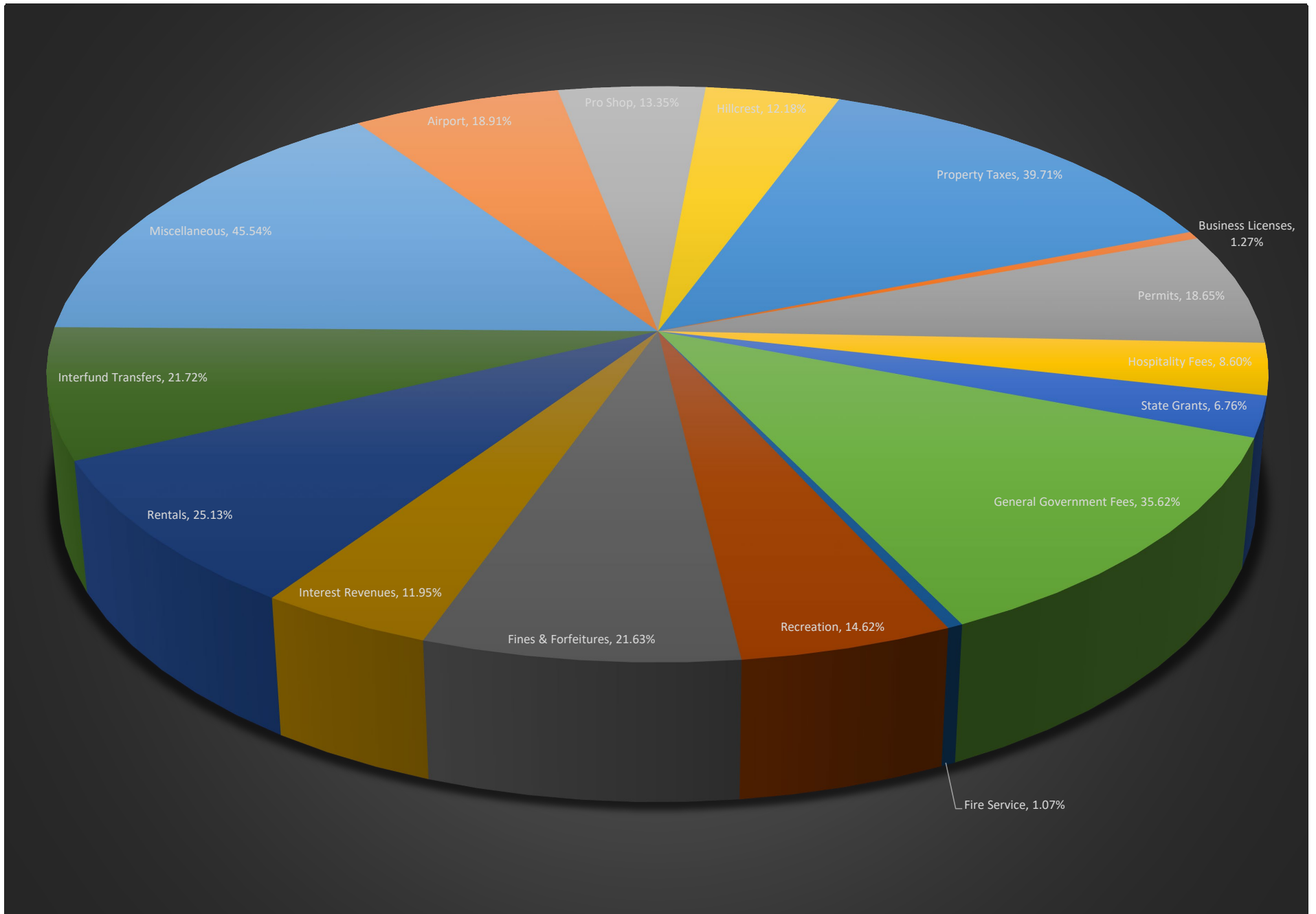
City of Orangeburg
Monthly Financial Report FY 2018-2019
For Month Ending December 31, 2018
Adopted Budget

**Financial Management Report
Revenues by Department
FY 2018-2019**

Through Month Ending December 31, 2018

<u>Revenue Classification</u>	<u>Adopted Budget</u>	<u>Current Month Transactions</u>	<u>Y-T-D Balance</u>	<u>Adopted Budget Less YTD Balance</u>	<u>% Used</u>
Property Taxes	\$3,829,516	\$1,331,380	\$1,520,594	\$2,308,922	39.71%
Franchise Fees	\$146,000	\$0	\$0	\$146,000	0.00%
Business Licenses	\$3,294,300	\$20,556	\$41,835	\$3,252,465	1.27%
Permits	\$80,462	\$2,755	\$15,010	\$65,452	18.65%
Hospitality Fees	\$1,237,000	\$0	\$106,402	\$1,130,598	8.60%
Federal Grants	\$0	\$0	\$0	\$0	0.00%
State Grants	\$44,500	\$0	\$3,007	\$41,493	6.76%
State Shared Revenue	\$344,000	\$0	\$0	\$344,000	0.00%
General Government Fees	\$16,200	\$0	\$5,770	\$10,430	35.62%
Fire Service	\$1,230,000	\$1,614	\$13,116	\$1,216,884	1.07%
Sanitation Fees	\$1,154,000	\$104,031	\$207,448	\$946,552	17.98%
Recreation	\$211,000	\$15,956	\$30,846	\$180,154	14.62%
Fines & Forfeitures	\$429,340	\$27,966	\$92,860	\$336,480	21.63%
Interest Revenues	\$200,000	\$4,676	\$23,891	\$176,109	11.95%
Rentals	\$42,500	\$3,519	\$10,679	\$31,821	25.13%
Donations	\$6,500	\$0	\$6,121	\$379	94.17%
Other Financing	\$971,700	\$0	\$0	\$971,700	0.00%
Interfund Transfers	\$6,445,772	\$466,667	\$1,400,000	\$5,045,772	21.72%
Sales of Fixed Assets	\$70,000	\$0	\$24,625	\$45,375	35.18%
Miscellaneous	\$127,300	\$28,486	\$57,972	\$69,328	45.54%
Airport	\$600,175	\$37,539	\$113,514	\$486,661	18.91%
Pro Shop	\$128,050	\$4,683	\$17,089	\$110,961	13.35%
Hillcrest	\$412,200	\$10,802	\$50,202	\$361,998	12.18%
Total	\$21,020,515	\$2,060,629	\$3,740,981	\$17,279,534	17.80%

City of Orangeburg
Revenue Breakdown
Year to Date Figures Fiscal Year 18-19

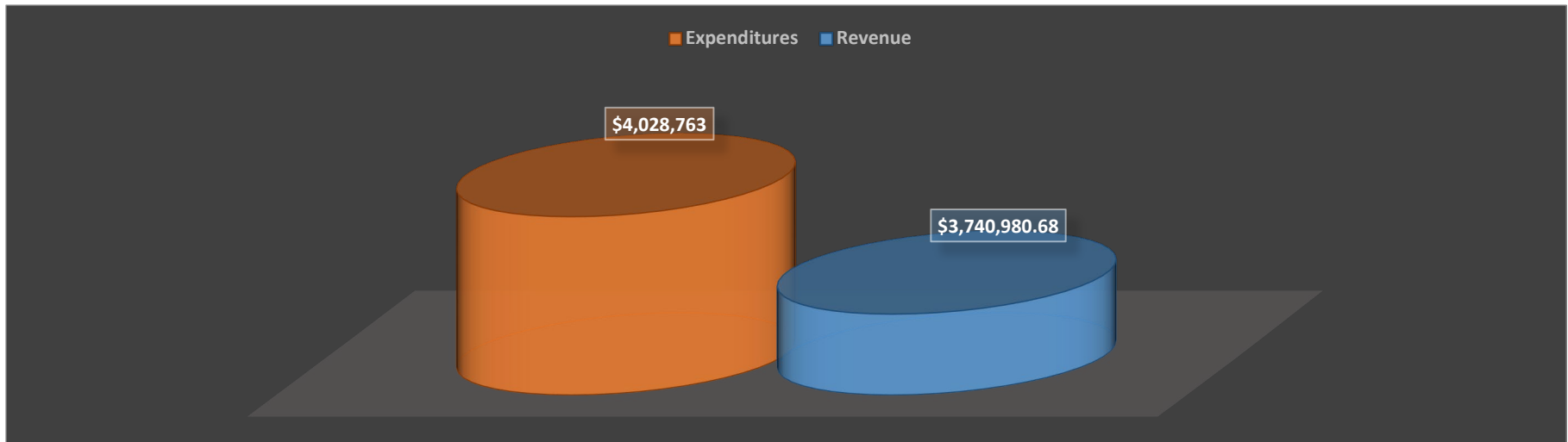


**Financial Management Report
Expenditures by Department
FY 2018-2019**

Through Month Ending December 31, 2018

Dept #	Budget	Adopted Budget	Current Month Transactions	Y-T-D Encumbrances	Y-T-D Balance	Adopted Budget Less YTD Balance	% Used
1	Executive	\$529,350	\$36,127	\$0	\$140,993	\$388,357	27%
10	Finance	\$912,254	\$68,995	\$13,557	\$216,022	\$682,675	25%
20	Administration	\$632,715	\$50,427	\$0	\$140,916	\$491,799	22%
40	Public Works	\$2,491,199	\$217,414	\$0	\$559,787	\$1,931,412	22%
60	Dept of Public Safety	\$8,444,410	\$765,866	\$53,492	\$1,954,766	\$6,436,152	24%
70	Parks & Recreation	\$2,560,858	\$200,166	\$2,876	\$485,851	\$2,072,132	19%
80	Non-Operating	\$3,685,676	\$80,903	\$0	\$157,351	\$3,528,325	4%
90	Service	\$621,628	\$63,621	\$0	\$149,621	\$472,007	24%
170	Airport	\$1,136,370	\$35,530	\$7,434	\$133,127	\$995,809	12%
180	Hillcrest Pro Shop	\$128,050	\$1,371	\$0	\$3,262	\$124,788	3%
185	Hillcrest Golf Course	\$397,353	\$28,510	\$0	\$87,066	\$310,287	22%
Total		\$21,539,863	\$1,548,930	\$77,359	\$4,028,763	\$17,433,742	19.06%

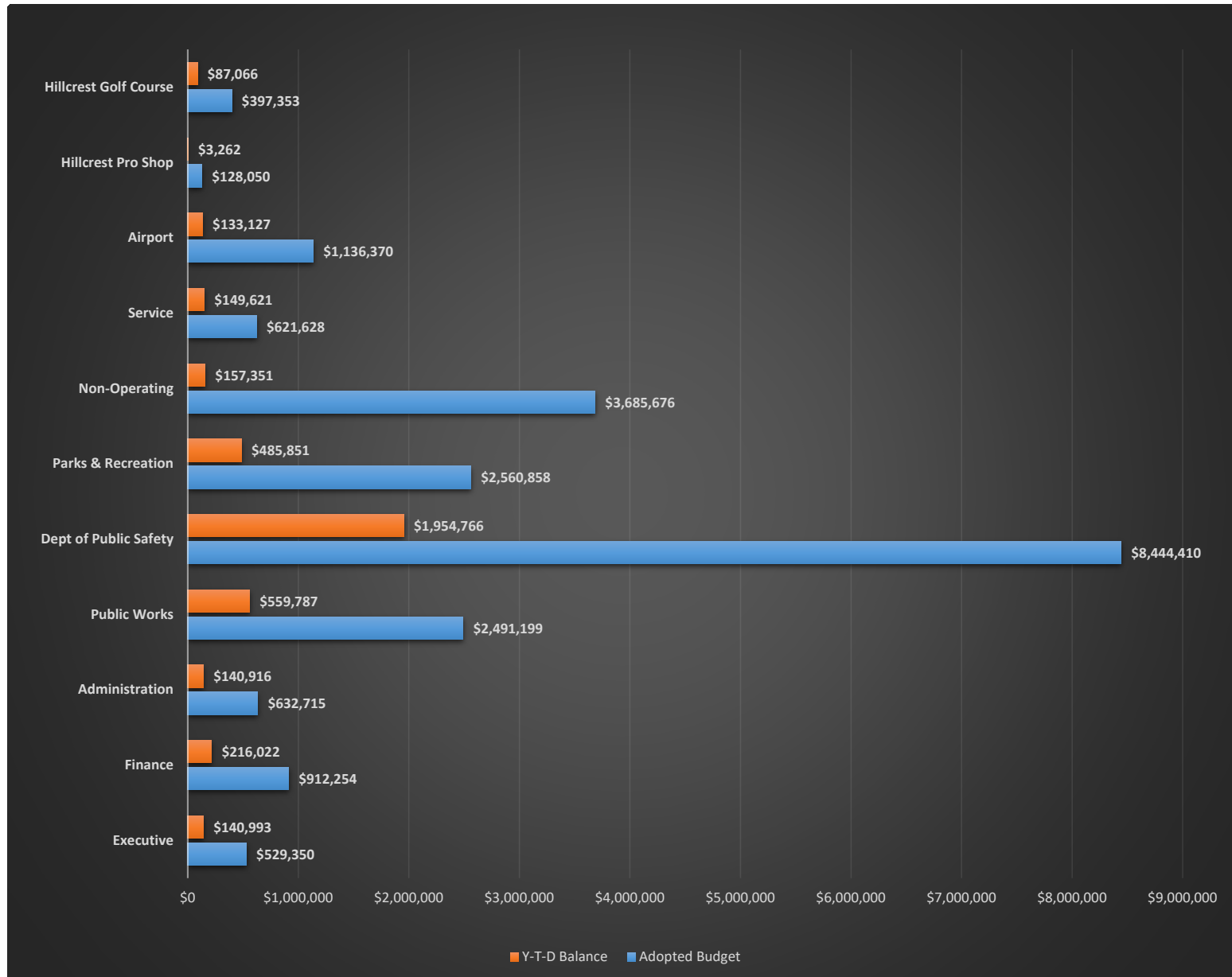
City of Orangeburg
Revenues and Expenditures
Budget Amounts Utilized or Collected Fiscal Year 18-19



City of Orangeburg

Budget versus Actual Expenditures

Current Fiscal Year to Date Fiscal Year 18-19



**City of Orangeburg
Current Fiscal Year Fund Balances
For Month Ending December 31, 2018**

<u>Fund #</u>	<u>Account</u>	<u>Balance</u>
1101	State Investment Pool	\$7,342,151.47
50	Firemen's Fund	\$106,018.01
60	Sunnyside Cemetery Fund	\$75,916.77
65	Orangeburg Cemetery Fund	\$15,954.18
80	SC Festival of Roses	\$24,359.42
90	Accommodations Tax Fund	\$60,873.75
95	Hospitality & Accommodations Tax Fund	\$753,575.24
095-2074	Hospitality & Accommodations Tax Investment Account	\$1,730,006.70
99	2006 County Capital 1% Sales Tax Account	\$1,063,101.34
099-2073	2006 County Capital Investment Account	\$4,481,689.85
110	Fire Equipment Fund	\$212.28
115	Victim's Advocate Fund	\$7,137.29
120	Drug Fund	\$168,143.20
130	Self Insurance Fund	\$189,101.84
188	Hillcrest Golf Course Capital	\$19,019.76
190	Stevenson Auditorium Renovation	\$30,426.22
200	Edisto Senior Games	\$4,281.37
300	Delinquent Tax Account	\$64,505.34
650	Community Development Corporation	\$14,893.44