



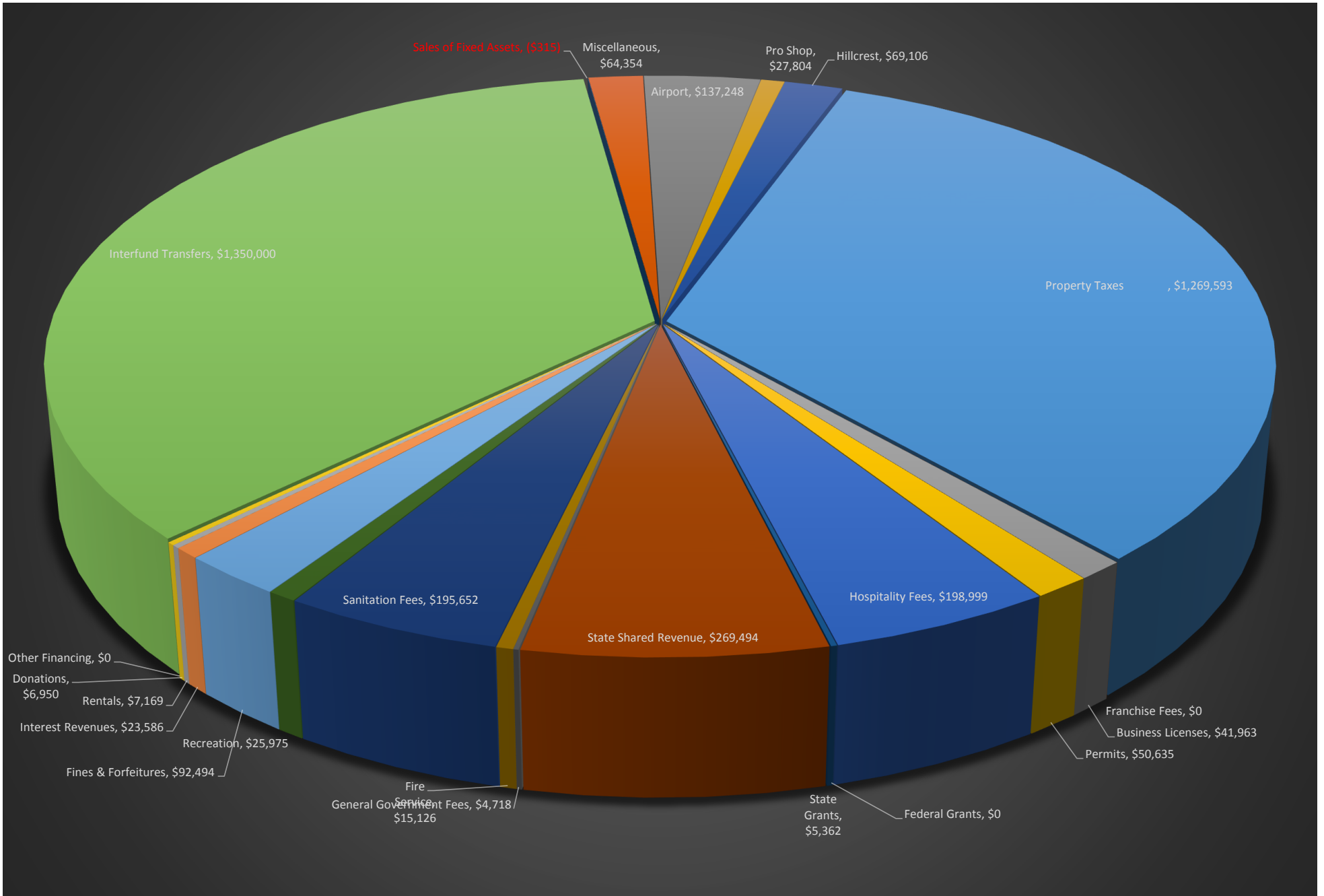
City of Orangeburg
Monthly Financial Report FY 2017-2018
For Month Ending December 31, 2017
Adopted Budget

Financial Management Report
Revenues by Department
FY 2017-2018

Through Month Ending December 31, 2017

<u>Revenue Classification</u>	<u>Adopted Budget</u>	<u>Current Month Transactions</u>	<u>Y-T-D Balance</u>	<u>Adopted Budget Less YTD Balance</u>	<u>% Used</u>
Property Taxes	\$3,633,008	\$1,208,456	\$1,269,593	\$2,363,415	34.95%
Franchise Fees	\$149,000	\$0	\$0	\$149,000	0.00%
Business Licenses	\$3,100,336	\$10,802	\$41,963	\$3,058,373	1.35%
Permits	\$40,459	\$8,920	\$50,635	(\$10,176)	125.15%
Hospitality Fees	\$1,237,000	\$96,847	\$198,999	\$1,038,001	16.09%
Federal Grants	\$0	\$0	\$0	\$0	0.00%
State Grants	\$190,000	\$5,362	\$5,362	\$184,638	2.82%
State Shared Revenue	\$346,000	\$267,448	\$269,494	\$76,506	77.89%
General Government Fees	\$4,800	\$3,133	\$4,718	\$83	98.28%
Fire Service	\$1,265,000	\$1,994	\$15,126	\$1,249,874	1.20%
Sanitation Fees	\$1,165,000	\$98,277	\$195,652	\$969,348	16.79%
Recreation	\$186,000	\$10,843	\$25,975	\$160,025	13.97%
Fines & Forfeitures	\$562,600	\$23,540	\$92,494	\$470,106	16.44%
Interest Revenues	\$82,000	\$7,743	\$23,586	\$58,414	28.76%
Rentals	\$39,000	\$3,116	\$7,169	\$31,831	18.38%
Donations	\$9,000	\$0	\$6,950	\$2,050	77.22%
Other Financing	\$1,095,700	\$0	\$0	\$1,095,700	0.00%
Interfund Transfers	\$6,243,609	\$450,000	\$1,350,000	\$4,893,609	21.62%
Sales of Fixed Assets	\$140,000	\$0	(\$315)	\$140,315	-0.23%
Miscellaneous	\$63,700	\$49,175	\$64,354	(\$654)	101.03%
Airport	\$514,031	\$46,868	\$137,248	\$376,783	26.70%
Pro Shop	\$115,650	\$8,527	\$27,804	\$87,846	24.04%
Hillcrest	\$400,400	\$18,842	\$69,106	\$331,294	17.26%
Total	\$20,582,293	\$2,319,892	\$3,855,913	\$16,726,380	181.27%

City of Orangeburg Revenue Breakdown Year to Date Figures Fiscal Year 17-18

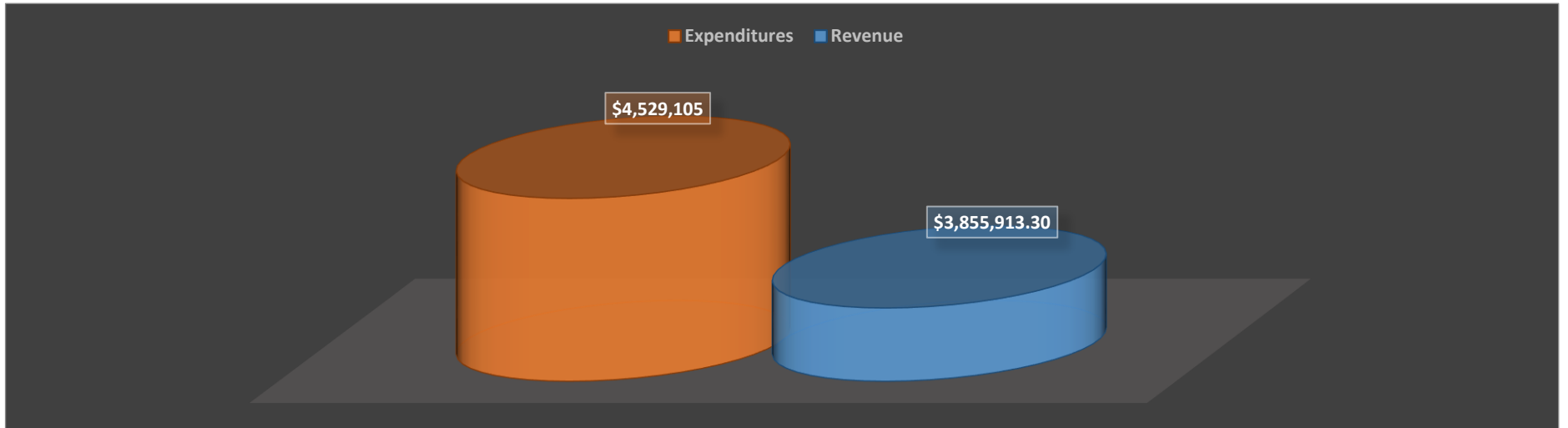


**Financial Management Report
Expenditures by Department
FY 2017-2018**

Through Month Ending December 31, 2017

<u>Dept #</u>	<u>Budget</u>	<u>Adopted Budget</u>	<u>Current Month Transactions</u>	<u>Y-T-D Encumbrances</u>	<u>Y-T-D Balance</u>	<u>Adopted Budget Less YTD Balance</u>	<u>% Used</u>
1	Executive	\$456,555	\$40,698	\$0	\$124,571	\$331,984	27%
10	Finance	\$1,177,252	\$69,947	\$0	\$233,417	\$943,835	20%
20	Administration	\$647,258	\$44,605	\$0	\$190,364	\$456,894	29%
40	Public Works	\$2,497,664	\$173,164	\$0	\$579,077	\$1,918,587	23%
60	Dept of Public Safety	\$8,492,203	\$532,684	\$98,472	\$2,091,009	\$6,302,722	26%
70	Parks & Recreation	\$2,092,051	\$151,579	\$0	\$564,070	\$1,527,981	27%
80	Non-Operating	\$3,472,058	\$139,245	\$0	\$270,026	\$3,202,032	8%
90	Service	\$717,171	\$42,161	\$0	\$210,819	\$506,352	29%
170	Airport	\$1,326,623	\$14,475	\$0	\$125,086	\$1,201,537	9%
180	Hillcrest Pro Shop	\$115,650	\$1,545	\$0	\$6,316	\$109,334	5%
185	Hillcrest Golf Course	\$656,806	\$32,986	\$162,948	\$134,350	\$359,508	45%
Total		\$21,651,291	\$1,243,088	\$261,420	\$4,529,105	\$16,860,766	22.13%

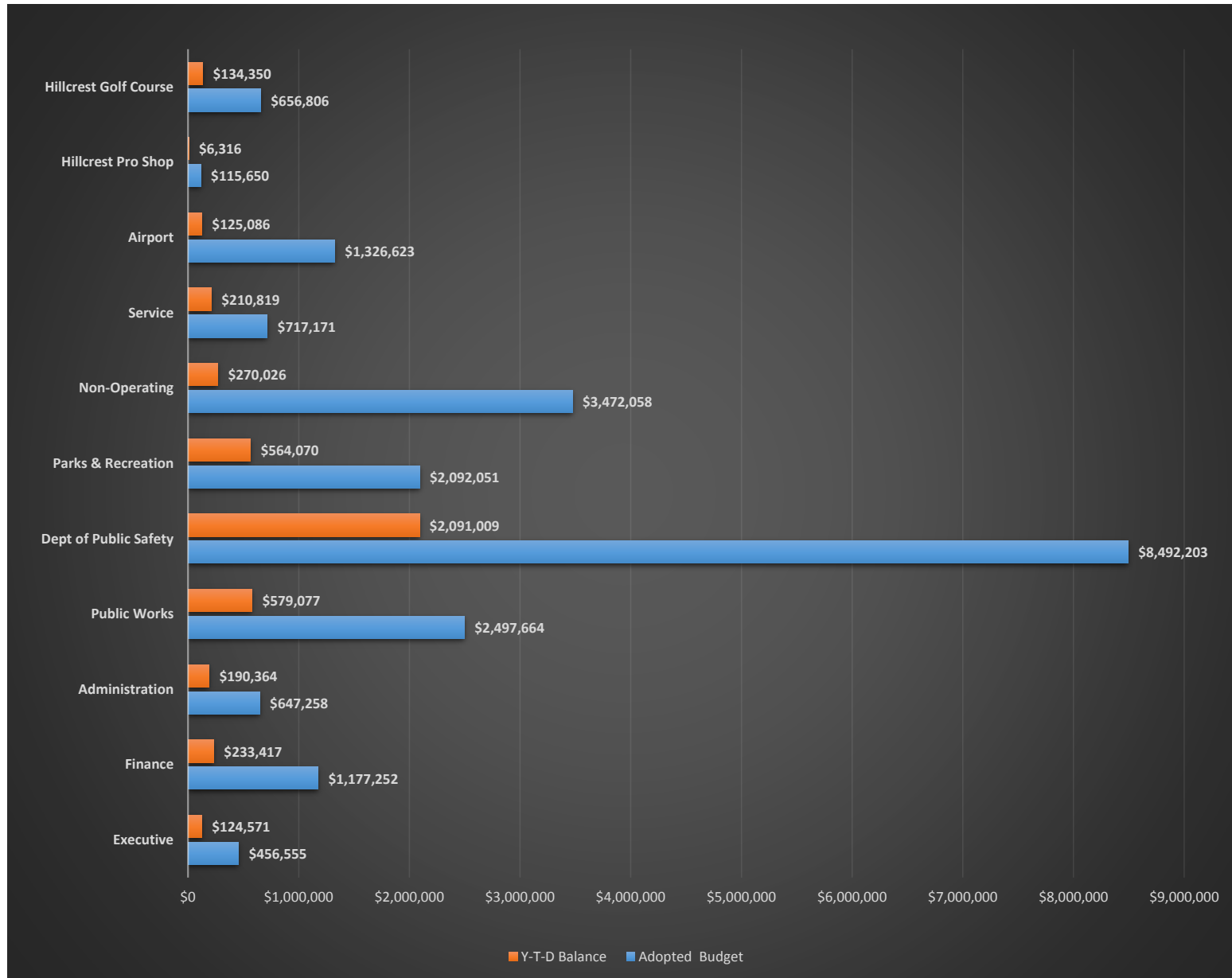
City of Orangeburg
Revenues and Expenditures
Budget Amounts Utilized or Collected Fiscal Year 17-18



City of Orangeburg

Budget versus Actual Expenditures

Current Fiscal Year to Date Fiscal Year 17-18



**City of Orangeburg
Current Fiscal Year Fund Balances
For Month Ending December 31, 2017**

<u>Fund #</u>	<u>Account</u>	<u>Balance</u>
1101	State Investment Pool	\$6,567,873.22
50	Firemen's Fund	\$97,166.53
60	Sunnyside Cemetery Fund	\$75,338.52
65	Orangeburg Cemetery Fund	\$15,954.18
80	SC Festival of Roses	\$15,483.76
90	Accommodations Tax Fund	\$16,871.31
95	Hospitality & Accommodations Tax Fund	\$1,375,917.33
095-2074	Hospitality & Accommodations Tax Investment Account	\$1,543,938.28
99	2006 County Capital 1% Sales Tax Account	\$2,593,966.35
099-2073	2006 County Capital Investment Account	\$1,618,728.41
110	Fire Equipment Fund	\$212.28
115	Victim's Advocate Fund	\$8,179.28
120	Drug Fund	\$85,225.45
130	Self Insurance Fund	\$185,240.58
188	Hillcrest Golf Course Capital	\$19,019.76
190	Stevenson Auditorium Renovation	\$26,200.85
200	Edisto Senior Games	\$4,673.62
300	Delinquent Tax Account	\$8,909.75
650	Community Development Corporation	\$16,259.75