

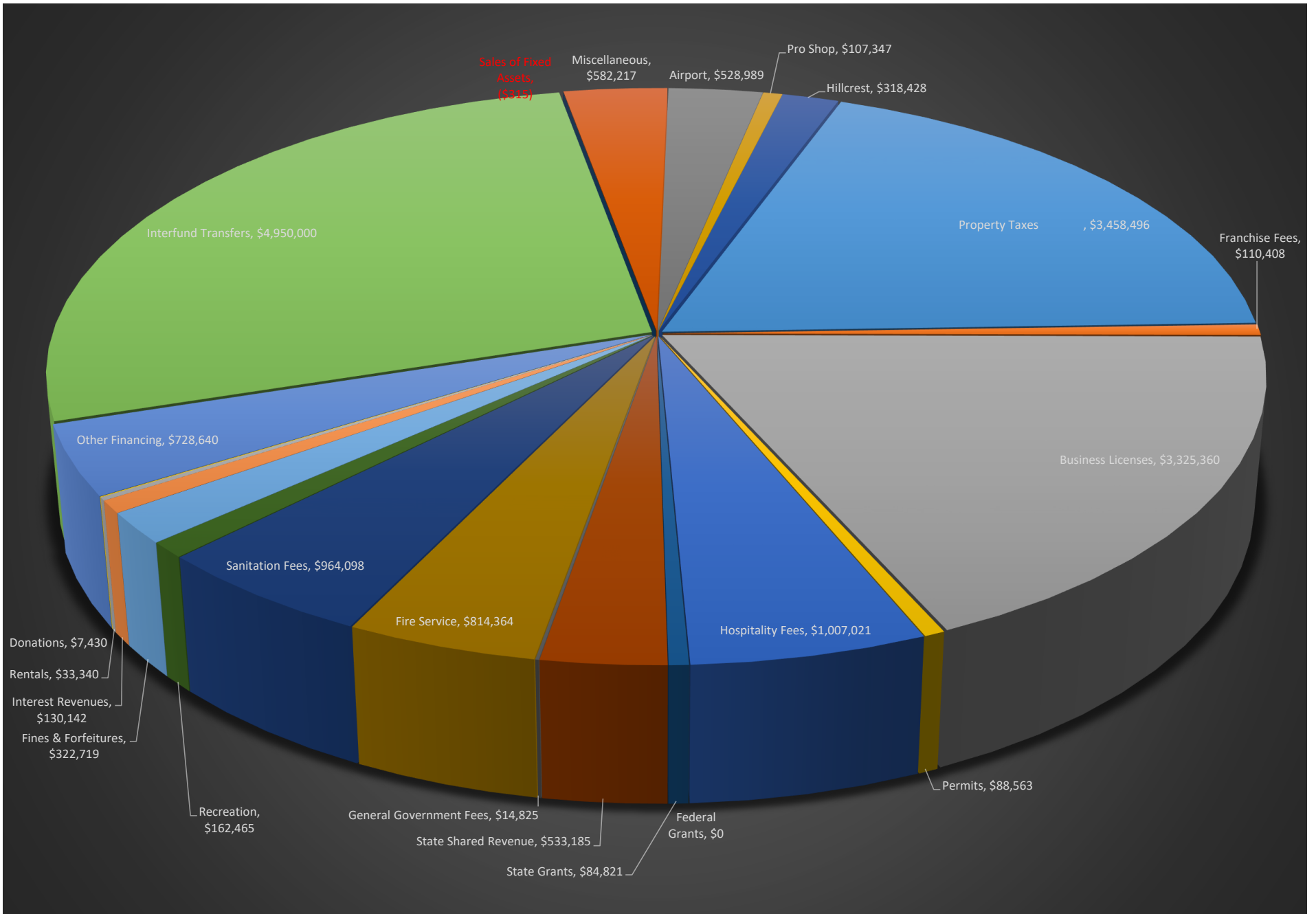


City of Orangeburg
Monthly Financial Report FY 2017-2018
For Month Ending August 31, 2018
Adopted Budget

Financial Management Report
Revenues by Department
FY 2017-2018
Through Month Ending August 31, 2018

<u>Revenue Classification</u>	<u>Amended Budget</u>	<u>Current Month Transactions</u>	<u>Y-T-D Balance</u>	<u>Amended Budget Less YTD Balance</u>	<u>% Used</u>
Property Taxes	\$3,631,031	\$109,534	\$3,458,496	\$172,534	95.25%
Franchise Fees	\$148,000	\$0	\$110,408	\$37,592	74.60%
Business Licenses	\$3,296,300	\$62,720	\$3,325,360	(\$29,060)	100.88%
Permits	\$90,462	\$3,180	\$88,563	\$1,899	97.90%
Hospitality Fees	\$1,180,000	\$122,502	\$1,007,021	\$172,979	85.34%
Federal Grants	\$0	\$0	\$0	\$0	0.00%
State Grants	\$93,134	\$8,551	\$84,821	\$8,313	91.07%
State Shared Revenue	\$615,494	\$0	\$533,185	\$82,309	86.63%
General Government Fees	\$16,000	\$670	\$14,825	\$1,176	92.65%
Fire Service	\$832,000	\$2,020	\$814,364	\$17,636	97.88%
Sanitation Fees	\$1,025,000	\$95,032	\$964,098	\$60,902	94.06%
Recreation	\$152,992	\$13,713	\$162,465	(\$9,473)	106.19%
Fines & Forfeitures	\$379,300	\$38,658	\$322,719	\$56,581	85.08%
Interest Revenues	\$145,000	\$13,089	\$130,142	\$14,858	89.75%
Rentals	\$36,000	\$978	\$33,340	\$2,660	92.61%
Donations	\$7,430	\$0	\$7,430	\$0	100.00%
Other Financing	\$998,600	\$313,001	\$728,640	\$269,960	72.97%
Interfund Transfers	\$5,243,089	\$450,000	\$4,950,000	\$293,089	94.41%
Sales of Fixed Assets	\$20,000	\$0	(\$315)	\$20,315	-1.57%
Miscellaneous	\$691,777	\$16,411	\$582,217	\$109,560	84.16%
Airport	\$568,767	\$47,663	\$528,989	\$39,778	93.01%
Pro Shop	\$122,280	\$8,650	\$107,347	\$14,933	87.79%
Hillcrest	\$401,338	\$26,203	\$318,428	\$82,910	79.34%
Total	\$19,693,994	\$1,332,576	\$18,272,542	\$1,421,452	92.78%

City of Orangeburg Revenue Breakdown Year to Date Figures Fiscal Year 17-18

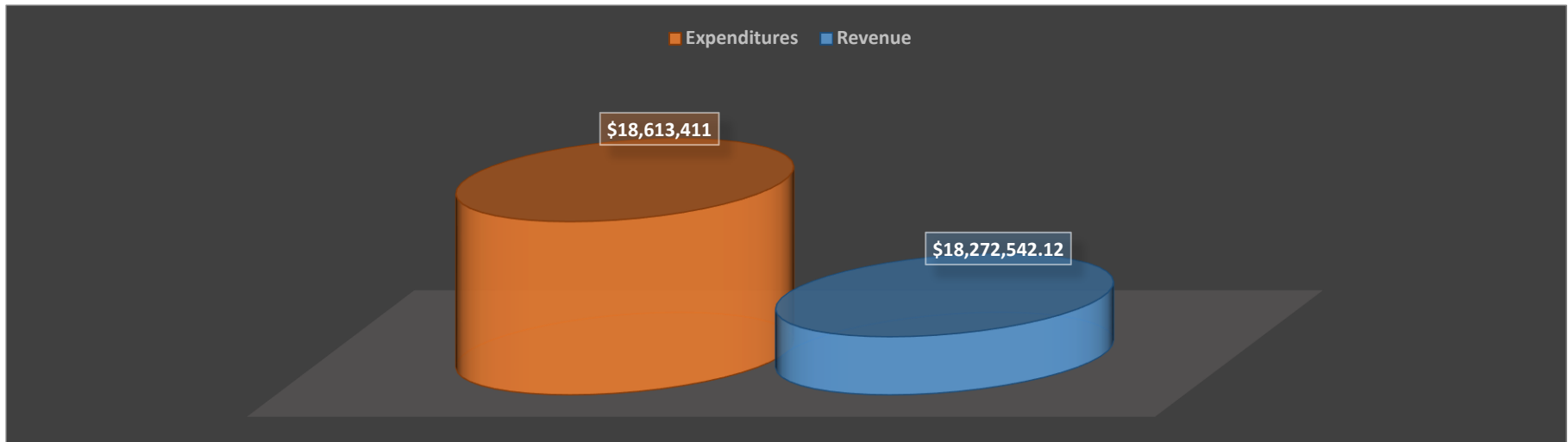


**Financial Management Report
Expenditures by Department
FY 2017-2018**

Through Month Ending August 31, 2018

<u>Dept #</u>	<u>Budget</u>	<u>Amended Budget</u>	<u>Current Month Transactions</u>	<u>Y-T-D Encumbrances</u>	<u>Y-T-D Balance</u>	<u>Amended Budget Less YTD Balance</u>	<u>% Used</u>
1	Executive	\$478,951	\$44,659	\$0	\$434,606	\$44,345	91%
10	Finance	\$1,140,361	\$60,303	\$0	\$824,133	\$316,228	72%
20	Administration	\$654,124	\$73,373	\$0	\$581,897	\$72,227	89%
40	Public Works	\$2,219,273	\$399,893	\$16,602	\$1,990,939	\$211,732	90%
60	Dept of Public Safety	\$8,344,044	\$620,619	\$19,063	\$7,530,602	\$794,379	90%
70	Parks & Recreation	\$2,092,597	\$164,391	\$8,222	\$1,914,392	\$169,983	92%
80	Non-Operating	\$3,003,342	\$376,122	\$0	\$2,780,953	\$222,388	93%
90	Service	\$668,917	\$62,918	\$0	\$633,126	\$35,791	95%
170	Airport	\$1,300,517	\$215,835	\$99,841	\$1,350,103	(\$149,427)	111%
180	Hillcrest Pro Shop	\$122,280	\$4,952	\$0	\$48,963	\$73,316	40%
185	Hillcrest Golf Course	\$580,665	\$52,960	\$0	\$523,696	\$56,968	90%
Total		\$20,605,070	\$2,076,027	\$143,728	\$18,613,411	\$1,847,932	91.03%

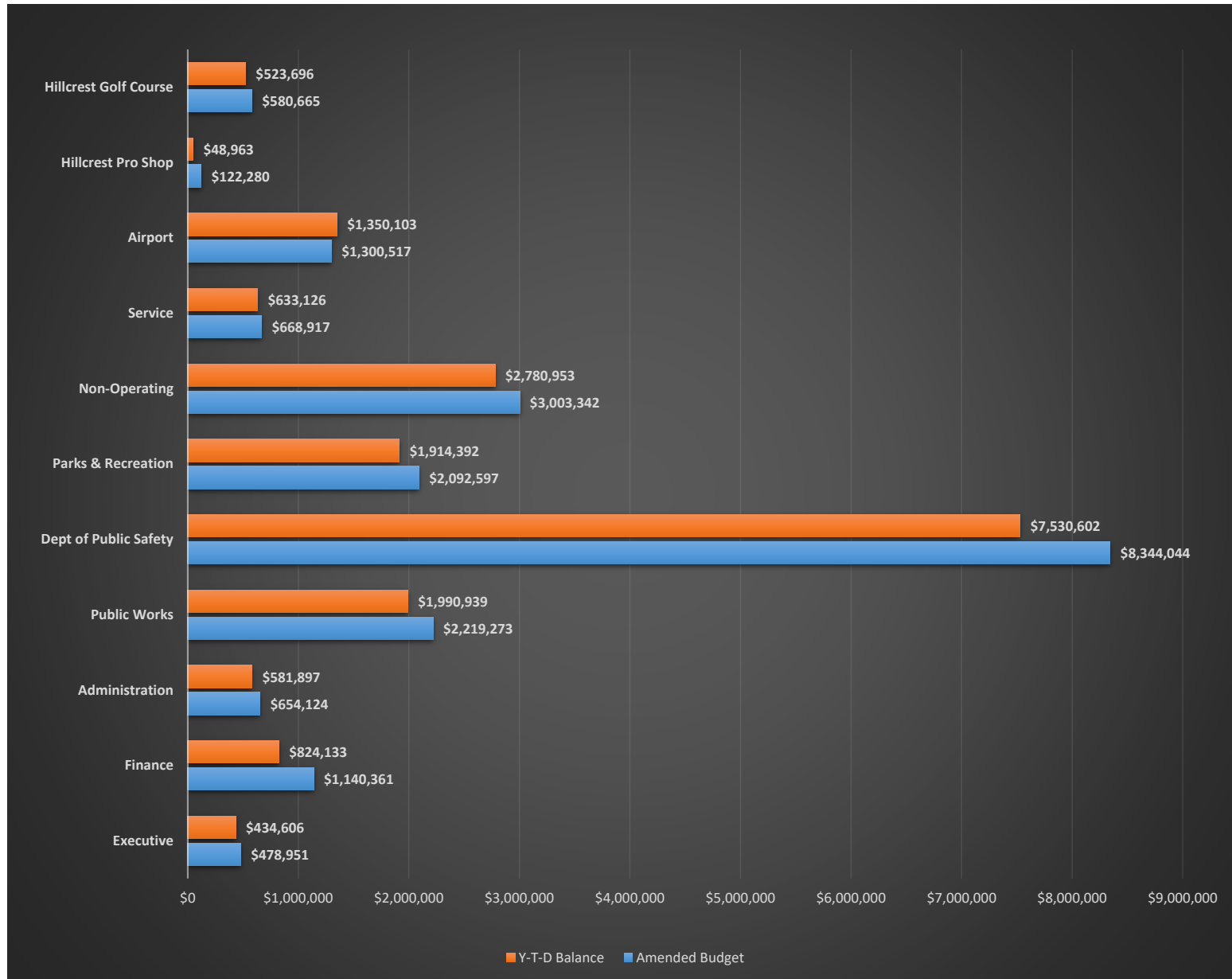
City of Orangeburg
Revenues and Expenditures
Budget Amounts Utilized or Collected Fiscal Year 17-18



City of Orangeburg

Budget versus Actual Expenditures

Current Fiscal Year to Date Fiscal Year 17-18



**City of Orangeburg
Current Fiscal Year Fund Balances
For Month Ending August 31, 2018**

<u>Fund #</u>	<u>Account</u>	<u>Balance</u>
1101	State Investment Pool	\$8,074,429.22
50	Firemen's Fund	\$31,639.30
60	Sunnyside Cemetery Fund	\$76,088.52
65	Orangeburg Cemetery Fund	\$15,954.18
80	SC Festival of Roses	\$24,359.42
90	Accommodations Tax Fund	\$44,623.45
95	Hospitality & Accommodations Tax Fund	\$506,831.07
095-2074	Hospitality & Accommodations Tax Investment Account	\$1,716,306.25
99	2006 County Capital 1% Sales Tax Account	\$4,256,027.45
099-2073	2006 County Capital Investment Account	\$4,446,197.60
110	Fire Equipment Fund	\$212.28
115	Victim's Advocate Fund	\$7,958.09
120	Drug Fund	\$253,500.42
130	Self Insurance Fund	\$187,604.36
188	Hillcrest Golf Course Capital	\$19,019.76
190	Stevenson Auditorium Renovation	\$15,941.35
200	Edisto Senior Games	\$4,489.52
300	Delinquent Tax Account	\$6,986.42
650	Community Development Corporation	\$14,887.21