



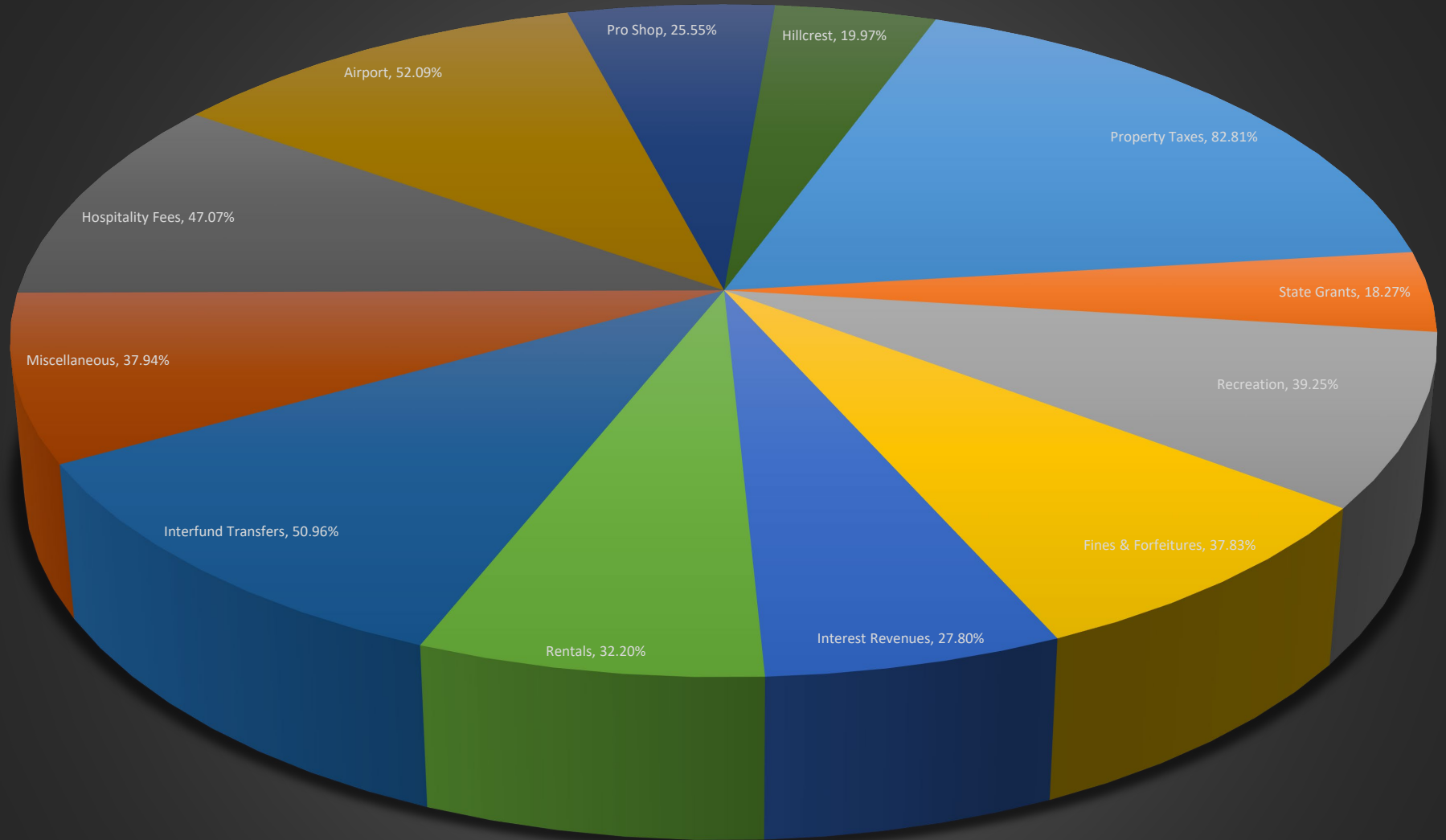
City of Orangeburg  
Monthly Financial Report FY 2019-2020  
For Month Ending April 30, 2020  
Adopted Budget

**Financial Management Report**  
**Revenues by Department**  
**FY 2019-2020**

**Through Month Ending April 30, 2020**

<u>Revenue Classification</u>	<u>Adopted Budget</u>	<u>Current Month Transactions</u>	<u>Y-T-D Balance</u>	<u>Adopted Budget Less YTD Balance</u>	<u>% Used</u>
Property Taxes	\$3,949,947	\$136,679	\$3,270,941	\$679,006	82.81%
Franchise Fees	\$147,000	\$0	\$39,360	\$107,640	26.78%
Business Licenses	\$3,413,800	\$292,881	\$773,585	\$2,640,215	22.66%
Permits	\$57,456	\$2,805	\$24,280	\$33,176	42.26%
Federal Grants	\$0	\$0	\$0	\$0	0.00%
State Grants	\$84,347	\$0	\$15,408	\$68,939	18.27%
State Shared Revenue	\$348,000	\$0	\$118,247	\$229,753	33.98%
General Government Fees	\$13,510	\$860	\$3,365	\$10,145	24.91%
Fire Service	\$1,507,000	\$48,298	\$723,576	\$783,424	48.01%
Sanitation Fees	\$1,120,278	\$104,503	\$624,616	\$495,662	55.76%
Recreation	\$216,734	\$300	\$85,076	\$131,658	39.25%
Fines & Forfeitures	\$455,200	\$11,654	\$172,223	\$282,977	37.83%
Interest Revenues	\$160,000	\$8,325	\$44,478	\$115,522	27.80%
Rentals	\$57,000	(\$211)	\$18,357	\$38,643	32.20%
Donations	\$6,000	\$0	\$11,030	(\$5,030)	183.83%
Other Financing	\$3,434,000	\$144,113	\$604,113	\$2,829,887	17.59%
Interfund Transfers	\$6,536,119	\$477,241	\$3,330,856	\$3,205,263	50.96%
Sales of Fixed Assets	\$70,000	\$0	\$0	\$70,000	0.00%
Miscellaneous	\$190,262	\$11,469	\$72,180	\$118,082	37.94%
Hospitality Fees	\$1,324,000	\$86,475	\$623,151	\$700,849	47.07%
Airport	\$466,800	\$17,968	\$243,175	\$223,625	52.09%
Pro Shop	\$116,000	\$0	\$29,640	\$86,360	25.55%
Hillcrest	\$458,400	\$0	\$91,556	\$366,844	19.97%
<b>Total</b>	<b>\$24,131,853</b>	<b>\$1,343,362</b>	<b>\$10,919,212</b>	<b>\$13,212,641</b>	<b>45.25%</b>

City of Orangeburg  
Revenue Breakdown  
Year to Date Figures Fiscal Year 19-20

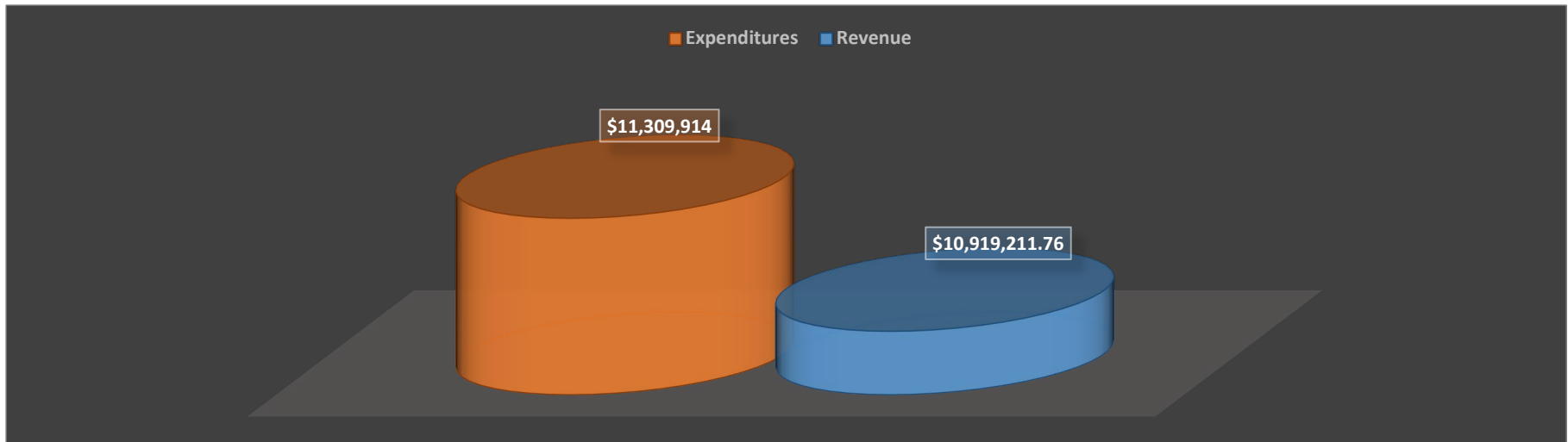


**Financial Management Report  
Expenditures by Department  
FY 2019-2020**

**Through Month Ending April 30, 2020**

<u>Dept #</u>	<u>Budget</u>	<u>Adopted Budget</u>	<u>Current Month Transactions</u>	<u>Y-T-D Encumbrances</u>	<u>Y-T-D Balance</u>	<u>Adopted Budget Less YTD Balance</u>	<u>% Used</u>
1	Executive	\$566,211	\$70,637	\$0	\$345,073	\$221,138	61%
10	Finance	\$1,083,165	\$84,124	(\$3,000)	\$697,159	\$389,006	64%
20	Administration	\$686,250	\$69,807	\$0	\$382,012	\$304,238	56%
40	Public Works	\$2,559,927	\$382,896	\$251,293	\$1,505,729	\$802,905	69%
60	Dept of Public Safety	\$11,102,961	\$764,098	\$56,665	\$4,845,296	\$6,201,001	44%
70	Parks & Recreation	\$2,918,289	\$244,744	\$34,125	\$1,441,655	\$1,442,509	51%
80	Non-Operating	\$2,214,991	\$84,498	\$0	\$693,807	\$1,521,184	31%
90	Service	\$634,856	\$62,200	\$0	\$350,168	\$284,688	55%
170	Airport	\$1,204,517	\$57,183	\$53,181	\$687,352	\$463,984	61%
180	Hillcrest Pro Shop	\$116,000	\$680	\$0	\$8,023	\$107,977	7%
185	Hillcrest Golf Course	\$731,363	\$48,653	\$29,750	\$353,641	\$347,972	52%
<b>Total</b>		<b>\$23,818,530</b>	<b>\$1,869,519</b>	<b>\$422,014</b>	<b>\$11,309,914</b>	<b>\$12,086,602</b>	<b>49.26%</b>

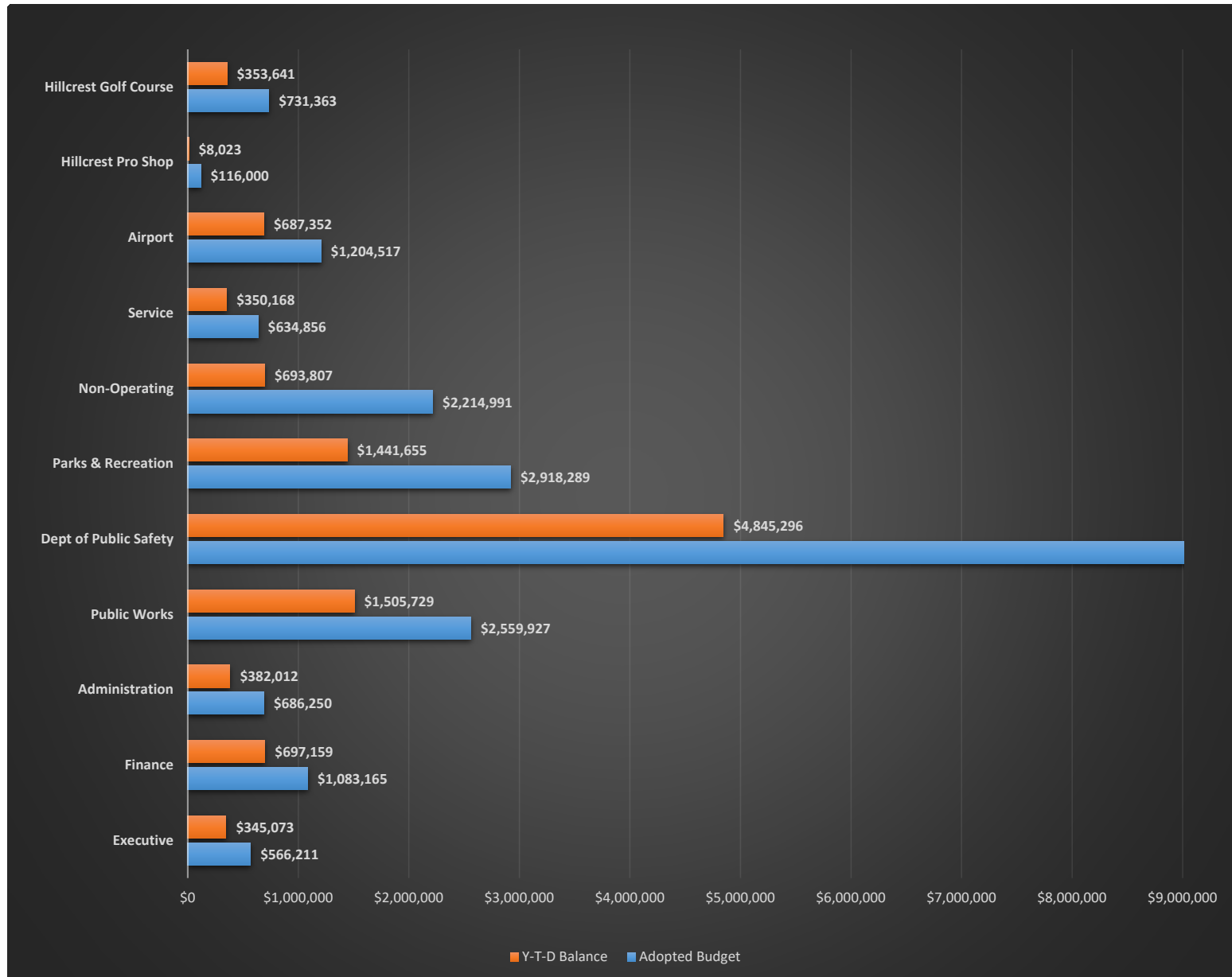
City of Orangeburg  
Revenues and Expenditures  
Budget Amounts Utilized or Collected Fiscal Year 19-20



# City of Orangeburg

## Budget versus Actual Expenditures

### Current Fiscal Year to Date Fiscal Year 19-20



**City of Orangeburg  
Current Fiscal Year Fund Balances  
For Month Ending April 30, 2020**

<u>Fund #</u>	<u>Account</u>	<u>Balance</u>
1101	State Investment Pool	\$6,644,331.18
095-2074	Hospitality & Accommodations Tax Investment Account	\$1,253,863.61
099-2073	2006 County Capital Investment Account	\$803,467.31
130	Self Insurance Fund Investment Account	\$193,212.15
50	Firemen's Fund	\$43,029.62
60	Sunnyside Cemetery Fund	\$73,069.25
65	Orangeburg Cemetery Fund	\$11,654.18
80	SC Festival of Roses	\$31,887.61
90	Accommodations Tax Fund	\$33,595.56
95	Hospitality & Accommodations Tax Fund	\$41,418.43
99	2006 County Capital 1% Sales Tax Account **	\$72,575.69
110	Fire Equipment Fund	\$212.28
115	Victim's Advocate Fund	\$14,793.04
118	Seized Funds	\$25,783.03
120	Drug Fund	\$90,413.69
188	Hillcrest Golf Course Capital	\$19,019.76
190	Stevenson Auditorium Renovation	\$14,772.82
200	Edisto Senior Games	\$3,883.93
300	Delinquent Tax Account	\$34,964.10
650	Community Development Corporation	\$8,899.30