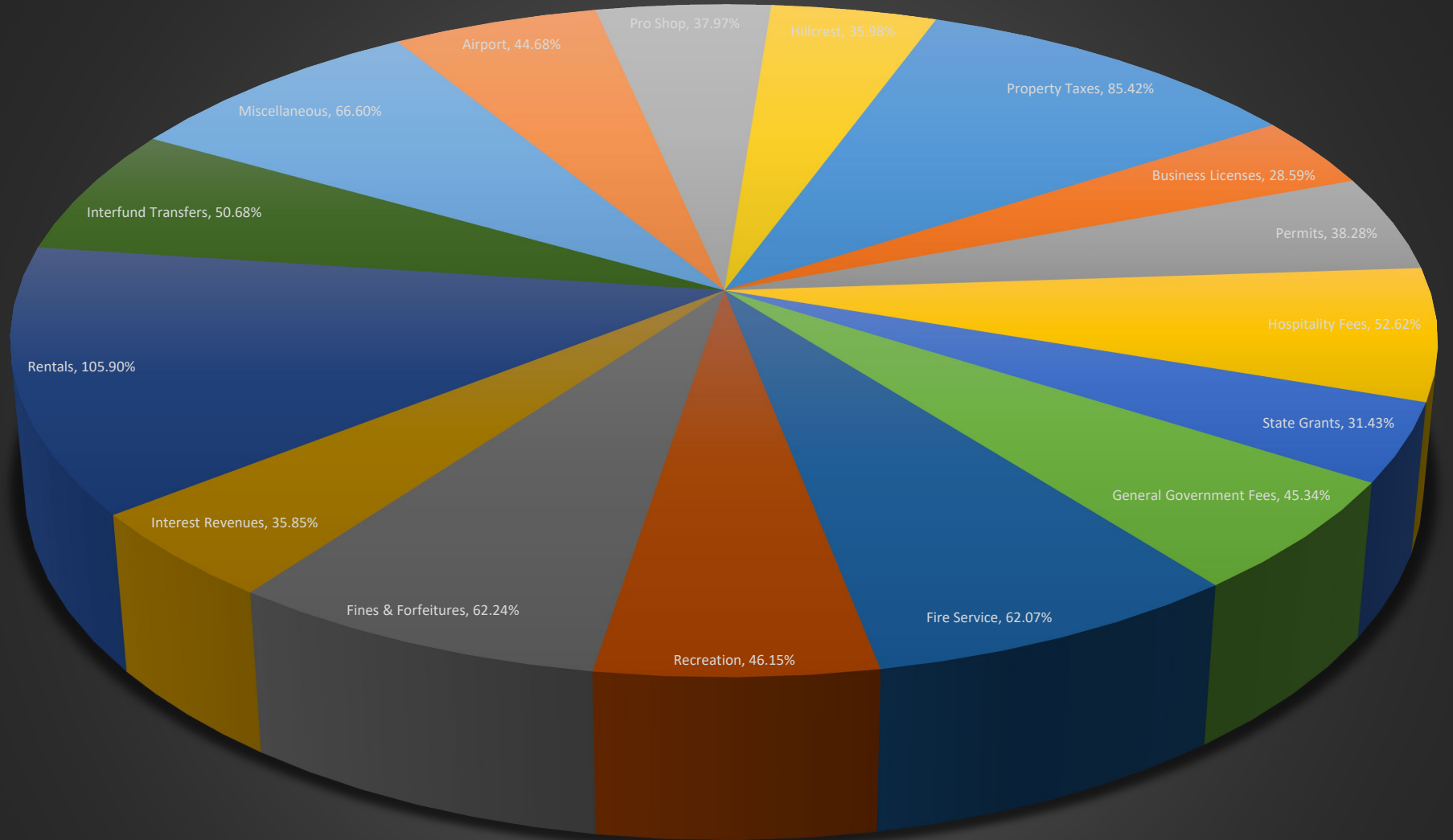




City of Orangeburg
Monthly Financial Report FY 2018-2019
For Month Ending April 30, 2019
Adopted Budget

City of Orangeburg
Revenue Breakdown
Year to Date Figures Fiscal Year 18-19



**Financial Management Report
Revenues by Department
FY 2018-2019**

Through Month Ending April 30, 2019

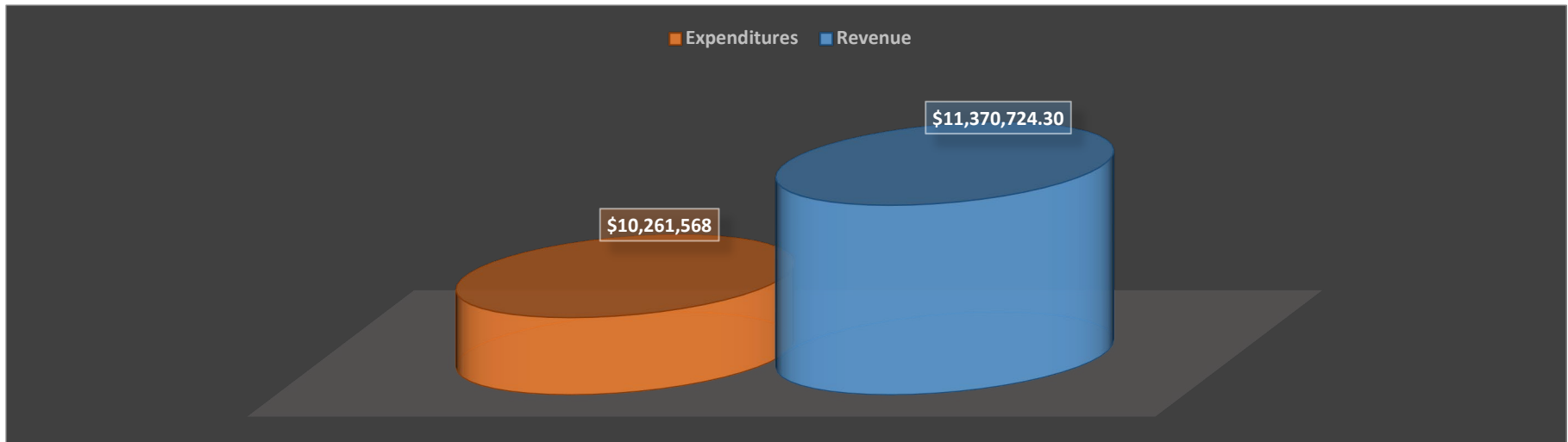
<u>Revenue Classification</u>	<u>Adopted Budget</u>	<u>Current Month Transactions</u>	<u>Y-T-D Balance</u>	<u>Adopted Budget Less YTD Balance</u>	<u>% Used</u>
Property Taxes	\$3,829,516	\$113,779	\$3,271,170	\$558,346	85.42%
Franchise Fees	\$146,000	\$38,591	\$75,694	\$70,306	51.84%
Business Licenses	\$3,294,300	\$326,969	\$941,691	\$2,352,609	28.59%
Permits	\$80,462	\$4,895	\$30,803	\$49,659	38.28%
Hospitality Fees	\$1,237,000	\$122,735	\$650,965	\$586,035	52.62%
Federal Grants	\$0	\$0	\$0	\$0	0.00%
State Grants	\$44,500	\$0	\$13,987	\$30,513	31.43%
State Shared Revenue	\$344,000	\$7,689	\$111,769	\$232,231	32.49%
General Government Fees	\$16,200	\$340	\$7,345	\$8,855	45.34%
Fire Service	\$1,230,000	\$37,667	\$763,420	\$466,580	62.07%
Sanitation Fees	\$1,154,000	\$103,900	\$619,691	\$534,309	53.70%
Recreation	\$211,000	\$12,457	\$97,369	\$113,631	46.15%
Fines & Forfeitures	\$429,340	\$39,966	\$267,232	\$162,108	62.24%
Interest Revenues	\$200,000	\$8,275	\$71,690	\$128,310	35.85%
Rentals	\$37,500	\$4,262	\$39,714	(\$2,214)	105.90%
Donations	\$6,500	\$0	\$6,121	\$379	94.17%
Other Financing	\$971,700	\$17,000	\$541,532	\$430,168	55.73%
Interfund Transfers	\$6,445,772	\$466,667	\$3,266,667	\$3,179,105	50.68%
Sales of Fixed Assets	\$70,000	\$0	\$43,965	\$26,035	62.81%
Miscellaneous	\$127,300	\$6,502	\$84,779	\$42,521	66.60%
Airport	\$600,175	\$41,399	\$268,178	\$331,997	44.68%
Pro Shop	\$128,050	\$12,127	\$48,616	\$79,434	37.97%
Hillcrest	\$412,200	\$33,033	\$148,329	\$263,871	35.98%
Total	\$21,015,515	\$1,398,253	\$11,370,724	\$9,644,791	54.11%

**Financial Management Report
Expenditures by Department
FY 2018-2019**

Through Month Ending April 30, 2019

Dept #	Budget	Adopted Budget	Current Month Transactions	Y-T-D Encumbrances	Y-T-D Balance	Adopted Budget Less YTD Balance	% Used
1	Executive	\$529,350	\$52,882	\$0	\$352,760	\$176,590	67%
10	Finance	\$912,254	\$118,055	\$114,871	\$545,508	\$251,875	72%
20	Administration	\$632,715	\$69,879	\$0	\$358,185	\$274,530	57%
40	Public Works	\$2,491,199	\$225,300	\$74,030	\$1,373,133	\$1,044,036	58%
60	Dept of Public Safety	\$8,444,410	\$814,988	\$275,723	\$4,798,483	\$3,370,204	60%
70	Parks & Recreation	\$2,560,858	\$228,416	\$0	\$1,233,020	\$1,327,838	48%
80	Non-Operating	\$3,685,676	\$103,554	\$0	\$441,806	\$3,243,870	12%
90	Service	\$621,628	\$63,222	\$0	\$349,663	\$271,965	56%
170	Airport	\$1,136,370	\$45,375	\$0	\$568,823	\$567,547	50%
180	Hillcrest Pro Shop	\$128,050	\$4,520	\$0	\$22,071	\$105,979	17%
185	Hillcrest Golf Course	\$397,353	\$31,999	\$0	\$218,116	\$179,237	55%
Total		\$21,539,863	\$1,758,191	\$464,624	\$10,261,568	\$10,813,671	49.80%

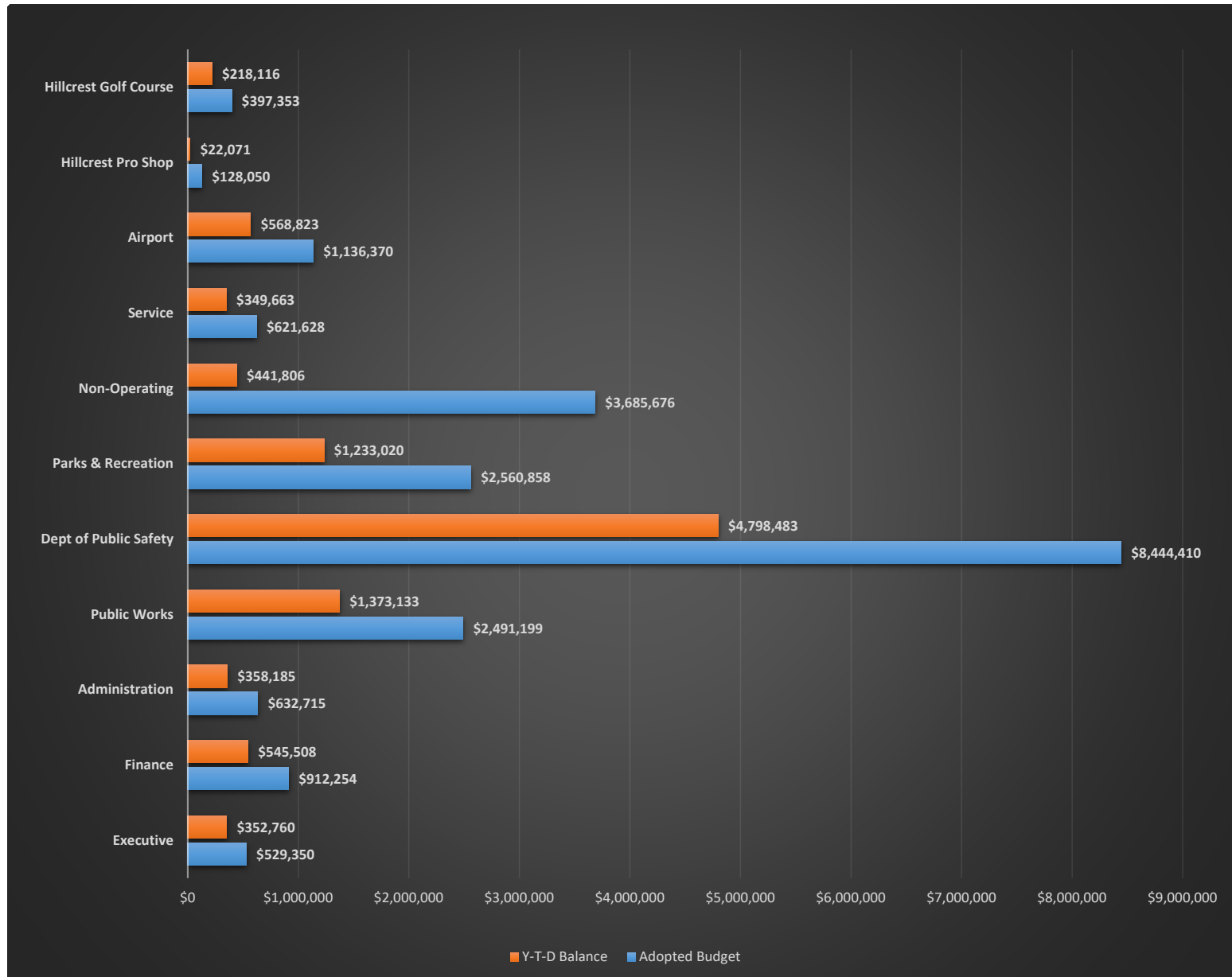
City of Orangeburg
Revenues and Expenditures
Budget Amounts Utilized or Collected Fiscal Year 18-19



City of Orangeburg

Budget versus Actual Expenditures

Current Fiscal Year to Date Fiscal Year 18-19



**City of Orangeburg
Current Fiscal Year Fund Balances
For Month Ending April 30, 2019**

<u>Fund #</u>	<u>Account</u>	<u>Balance</u>
1101	State Investment Pool	\$8,917,585.78
50	Firemen's Fund	\$96,885.32
60	Sunnyside Cemetery Fund	\$77,791.77
65	Orangeburg Cemetery Fund	\$15,954.18
80	SC Festival of Roses	\$36,613.54
90	Accommodations Tax Fund	\$45,107.15
95	Hospitality & Accommodations Tax Fund	\$754,562.36
095-2074	Hospitality & Accommodations Tax Investment Account	\$1,744,835.00
99	2006 County Capital 1% Sales Tax Account	\$372,720.93
099-2073	2006 County Capital Investment Account	\$4,520,103.66
110	Fire Equipment Fund	\$212.28
115	Victim's Advocate Fund	\$750.04
118	Seized Funds	\$27,978.40
120	Drug Fund	\$154,533.11
130	Self Insurance Fund	\$190,722.74
188	Hillcrest Golf Course Capital	\$19,019.76
190	Stevenson Auditorium Renovation	\$44,009.02
200	Edisto Senior Games	\$4,236.37
300	Delinquent Tax Account	\$35,937.75
650	Community Development Corporation	\$14,897.02