

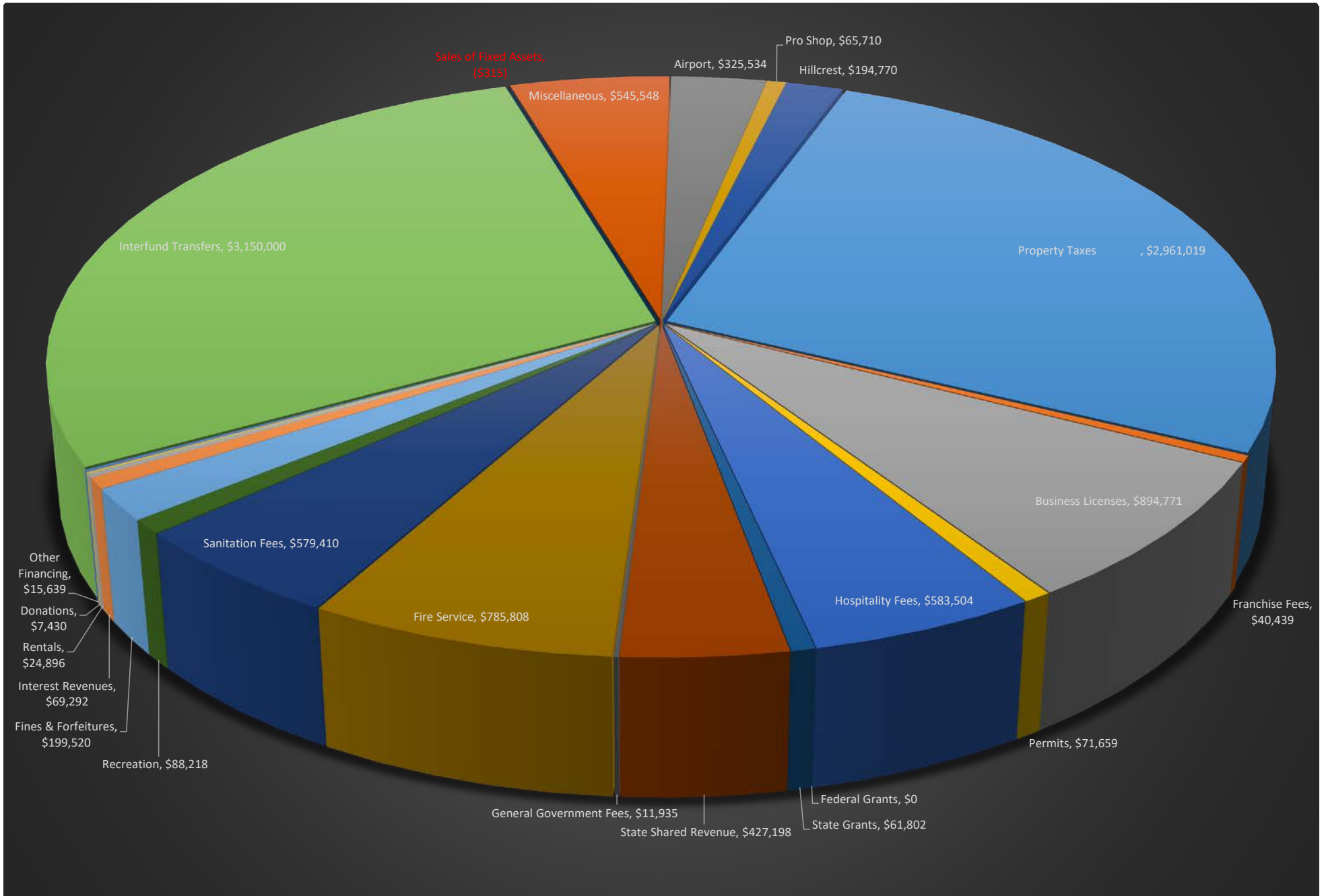


City of Orangeburg
Monthly Financial Report FY 2017-2018
For Month Ending April 30, 2018
Adopted Budget

Financial Management Report
Revenues by Department
FY 2017-2018
Through Month Ending April 30, 2018

<u>Revenue Classification</u>	<u>Adopted Budget</u>	<u>Current Month Transactions</u>	<u>Y-T-D Balance</u>	<u>Adopted Budget Less YTD Balance</u>	<u>% Used</u>
Property Taxes	\$3,633,008	\$166,352	\$2,961,019	\$671,989	81.50%
Franchise Fees	\$149,000	\$3,634	\$40,439	\$108,561	27.14%
Business Licenses	\$3,100,336	\$333,381	\$894,771	\$2,205,565	28.86%
Permits	\$40,459	\$4,633	\$71,659	(\$31,200)	177.12%
Hospitality Fees	\$1,237,000	\$105,360	\$583,504	\$653,496	47.17%
Federal Grants	\$0	\$0	\$0	\$0	0.00%
State Grants	\$190,000	\$52,975	\$61,802	\$128,198	32.53%
State Shared Revenue	\$346,000	\$78,852	\$427,198	(\$81,198)	123.47%
General Government Fees	\$4,800	\$1,743	\$11,935	(\$7,135)	248.64%
Fire Service	\$1,265,000	\$90,207	\$785,808	\$479,192	62.12%
Sanitation Fees	\$1,165,000	\$96,422	\$579,410	\$585,590	49.73%
Recreation	\$186,000	\$9,658	\$88,218	\$97,782	47.43%
Fines & Forfeitures	\$562,600	\$30,793	\$199,520	\$363,080	35.46%
Interest Revenues	\$82,000	\$33,780	\$69,292	\$12,708	84.50%
Rentals	\$39,000	\$6,193	\$24,896	\$14,104	63.84%
Donations	\$9,000	\$0	\$7,430	\$1,570	82.56%
Other Financing	\$1,095,700	\$15,639	\$15,639	\$1,080,062	1.43%
Interfund Transfers	\$6,243,609	\$450,000	\$3,150,000	\$3,093,609	50.45%
Sales of Fixed Assets	\$140,000	\$0	(\$315)	\$140,315	-0.23%
Miscellaneous	\$63,700	\$488,761	\$545,548	(\$481,848)	856.43%
Airport	\$514,031	\$54,758	\$325,534	\$188,497	63.33%
Pro Shop	\$115,650	\$12,097	\$65,710	\$49,940	56.82%
Hillcrest	\$400,400	\$37,320	\$194,770	\$205,630	48.64%
Total	\$20,582,293	\$2,072,556	\$11,103,786	\$9,478,507	146.05%

City of Orangeburg Revenue Breakdown Year to Date Figures Fiscal Year 17-18



Financial Management Report

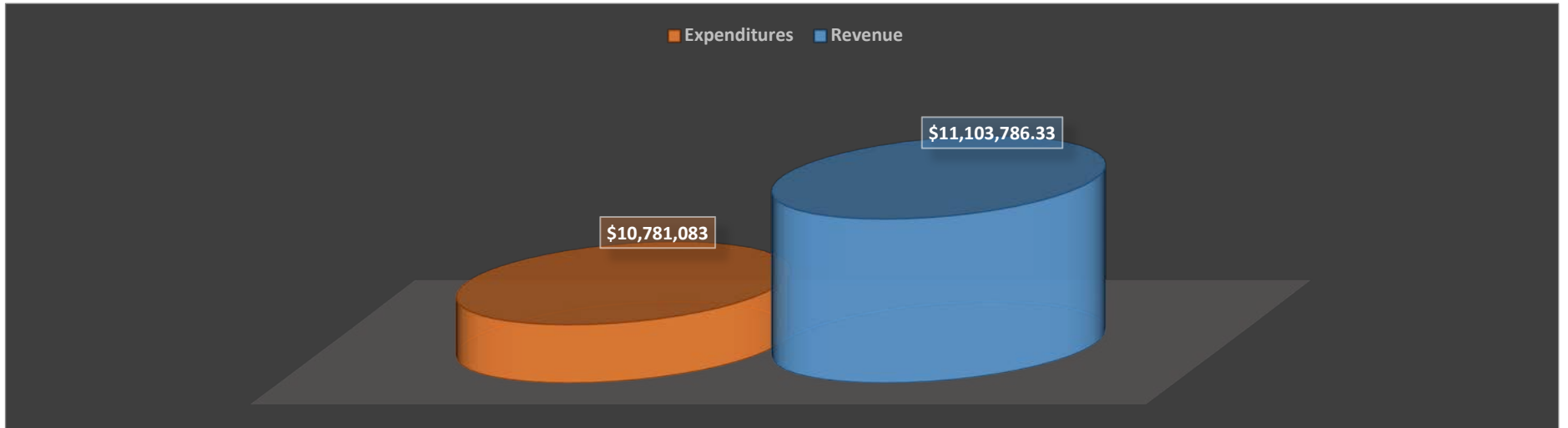
Expenditures by Department

FY 2017-2018

Through Month Ending April 30, 2018

<u>Dept #</u>	<u>Budget</u>	<u>Adopted Budget</u>	<u>Current Month Transactions</u>	<u>Y-T-D Encumbrances</u>	<u>Y-T-D Balance</u>	<u>Adopted Budget Less YTD Balance</u>	<u>% Used</u>
1	Executive	\$456,555	\$40,596	\$0	\$277,175	\$179,380	61%
10	Finance	\$1,177,252	\$93,377	\$3,510	\$609,649	\$564,093	52%
20	Administration	\$647,258	\$52,826	\$0	\$398,586	\$248,672	62%
40	Public Works	\$2,497,664	\$157,531	\$16,135	\$1,295,920	\$1,185,610	53%
60	Dept of Public Safety	\$8,492,203	\$644,212	\$123,449	\$4,860,574	\$3,508,181	59%
70	Parks & Recreation	\$2,092,051	\$156,816	\$4,914	\$1,215,461	\$871,676	58%
80	Non-Operating	\$3,472,058	\$129,945	\$0	\$914,516	\$2,557,542	26%
90	Service	\$717,171	\$59,500	\$16,157	\$411,721	\$289,293	60%
170	Airport	\$1,326,623	\$44,186	\$0	\$313,317	\$1,013,306	24%
180	Hillcrest Pro Shop	\$115,650	\$2,084	\$0	\$30,718	\$84,932	27%
185	Hillcrest Golf Course	\$656,806	\$43,145	\$0	\$453,447	\$203,359	69%
Total		\$21,651,291	\$1,424,218	\$164,164	\$10,781,083	\$10,706,044	50.55%

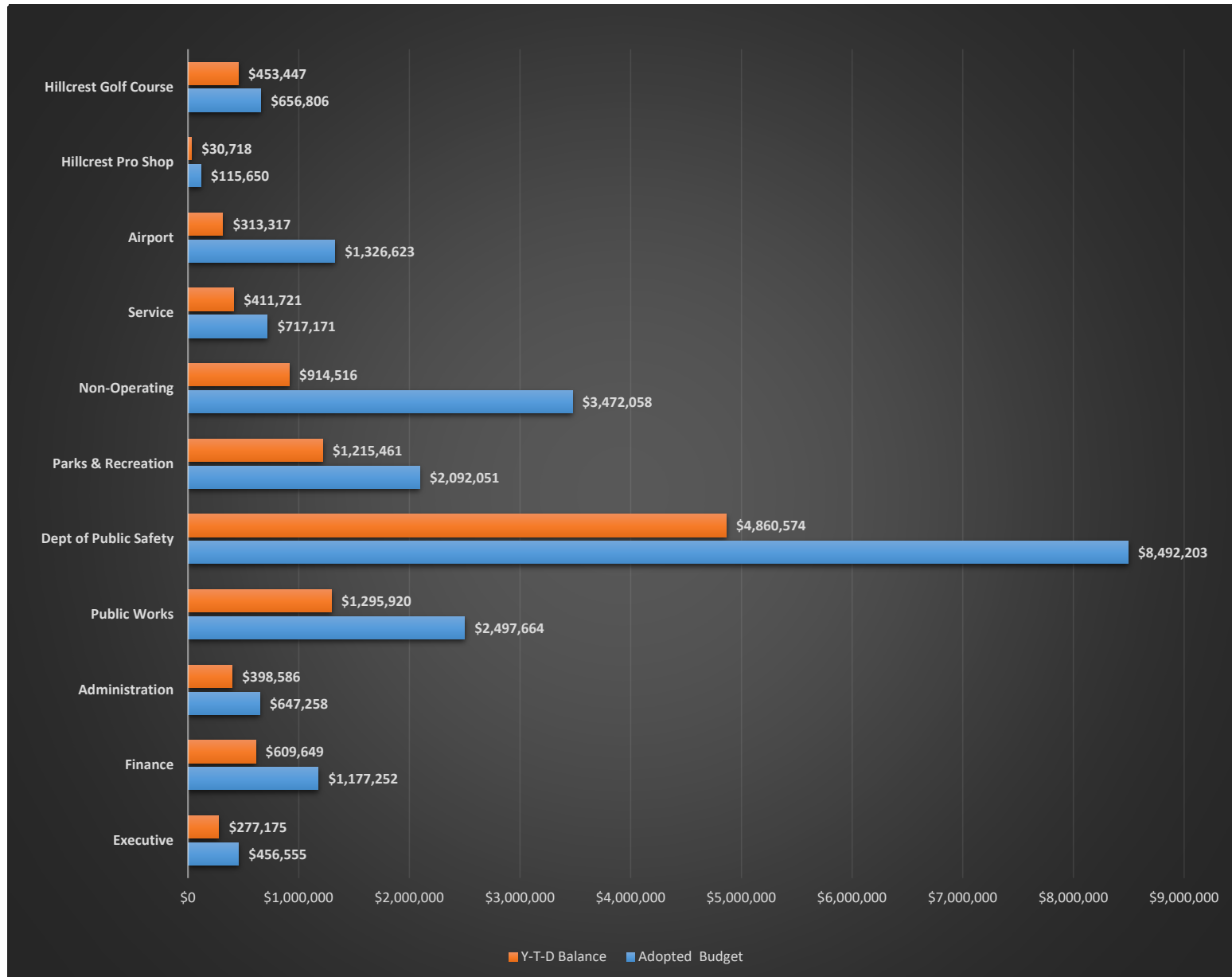
City of Orangeburg
Revenues and Expenditures
Budget Amounts Utilized or Collected Fiscal Year 17-18



City of Orangeburg

Budget versus Actual Expenditures

Current Fiscal Year to Date Fiscal Year 17-18



**City of Orangeburg
Current Fiscal Year Fund Balances
For Month Ending April 30, 2018**

<u>Fund #</u>	<u>Account</u>	<u>Balance</u>
1101	State Investment Pool	\$8,513,579.15
50	Firemen's Fund	\$32,872.08
60	Sunnyside Cemetery Fund	\$73,088.52
65	Orangeburg Cemetery Fund	\$15,954.18
80	SC Festival of Roses	\$27,502.42
90	Accommodations Tax Fund	\$58,374.23
95	Hospitality & Accommodations Tax Fund	\$332,210.85
095-2074	Hospitality & Accommodations Tax Investment Account	\$1,953,836.50
99	2006 County Capital 1% Sales Tax Account	\$1,527,977.03
099-2073	2006 County Capital Investment Account	\$425,409.14
110	Fire Equipment Fund	\$212.28
115	Victim's Advocate Fund	\$120.28
120	Drug Fund	\$240,697.26
130	Self Insurance Fund	\$186,263.93
188	Hillcrest Golf Course Capital	\$19,019.76
190	Stevenson Auditorium Renovation	\$21,191.70
200	Edisto Senior Games	\$4,489.52
300	Delinquent Tax Account	\$7,986.42
650	Community Development Corporation	\$14,862.36